


Unaudited Half-yearly Financial Results for the period ended March 31, 2019

(Pursuant to Regulations 59 of the Securities and Exchange Board of India (Mutual Funds) Regulations, 1996)


Sr. No.	Particulars	L&T Infrastructure Fund	L&T Midcap Fund	L&T Equity Fund	L&T Large and MidCap Fund (Formerly known as L&T India Special Situations Fund)	L&T Tax Advantage Fund	L&T Hybrid Equity Fund (Formerly known as L&T India Prudence Fund)	L&T Dynamic Equity Fund	L&T India Value Fund	L&T India Large Cap Fund
1.1	Unit Capital at the beginning of the half-year period [₹ in Crores]	1,206.63	277.09	456.10	333.93	840.56	4,486.47	249.12	2,344.06	179.90
1.2	Unit Capital at the end of the half-year period [₹ in Crores]	1,187.29	364.20	459.00	345.64	878.39	4,115.77	247.75	2,414.36	189.13
2	Reserves & Surplus [₹ in Crores]	731.01	4,025.54	2,253.94	1,073.01	2,459.37	5,632.80	310.51	5,966.40	272.80
3.1	Total Net Assets at the beginning of the half-year period [₹ in Crores]	1,931.21	3,095.08	2,614.76	1,341.12	3,180.99	10,218.85	544.33	7,742.66	417.90
3.2	Total Net Assets at the end of the half-year period [₹ in Crores]	1,918.30	4,389.74	2,712.94	1,418.64	3,337.76	9,748.57	558.26	8,380.76	461.93
4.1	NAV at the beginning of the half-year period #									
	Regular Growth [₹]	NA	NA	NA	NA	NA	NA	NA	NA	NA
	Regular Plan - Growth [₹]	15.90	129.45	78.864	46.029	52.975	25.320	23.305	34.644	25.513
	Regular Plan - Bonus [₹]	NA	NA	NA	NA	NA	NA	NA	NA	NA
	Regular Plan - Dividend [₹]	15.90	41.20	31.451	26.657	22.939	18.689	17.391	24.337	17.082
	Regular Plan - Daily Dividend [₹]	NA	NA	NA	NA	NA	NA	NA	NA	NA
	Regular Plan - Weekly Dividend [₹]	NA	NA	NA	NA	NA	NA	NA	NA	NA
	Regular Plan - Monthly Dividend [₹]	NA	NA	NA	NA	NA	NA	NA	NA	NA
	Regular Plan - Quarterly Dividend [₹]	NA	NA	NA	NA	NA	NA	NA	NA	NA
	Regular Plan - Semi Annual Dividend [₹]	NA	NA	NA	NA	NA	NA	NA	NA	NA
	Regular Plan - Annual Dividend [₹]	NA	NA	NA	NA	NA	12.396	NA	NA	NA
	Direct Plan - Growth [₹]	16.60	135.60	82.016	47.978	55.036	26.820	24.702	36.209	26.565
	Direct Plan - Bonus [₹]	NA	NA	NA	NA	NA	NA	NA	NA	NA
	Direct Plan - Dividend [₹]	16.60	43.67	35.282	29.031	27.683	20.665	18.658	27.342	18.310
	Direct Plan - Daily Dividend [₹]	NA	NA	NA	NA	NA	NA	NA	NA	NA
	Direct Plan - Weekly Dividend [₹]	NA	NA	NA	NA	NA	NA	NA	NA	NA
	Direct Plan - Monthly Dividend [₹]	NA	NA	NA	NA	NA	NA	NA	NA	NA
	Direct Plan - Quarterly Dividend [₹]	NA	NA	NA	NA	NA	NA	NA	NA	NA
	Direct Plan - Semi Annual Dividend [₹]	NA	NA	NA	NA	NA	NA	NA	NA	NA
	Direct Plan - Annual Dividend [₹]	NA	NA	NA	NA	NA	12.923	NA	NA	NA
4.2	NAV at the end of the half-year period ##									
	Regular Growth [₹]	NA	NA	NA	NA	NA	NA	NA	NA	NA
	Regular Plan - Growth [₹]	16.03	135.48	82.466	47.208	53.810	26.118	24.153	36.139	27.062
	Regular Plan - Bonus [₹]	NA	NA	NA	NA	NA	NA	NA	NA	NA
	Regular Plan - Dividend [₹]	16.03	43.12	30.202	25.813	21.259	19.217	17.218	25.387	16.732
	Regular Plan - Daily Dividend [₹]	NA	NA	NA	NA	NA	NA	NA	NA	NA
	Regular Plan - Weekly Dividend [₹]	NA	NA	NA	NA	NA	NA	NA	NA	NA
	Regular Plan - Monthly Dividend [₹]	NA	NA	NA	NA	NA	NA	NA	NA	NA
	Regular Plan - Quarterly Dividend [₹]	NA	NA	NA	NA	NA	NA	NA	NA	NA
	Regular Plan - Semi Annual Dividend [₹]	NA	NA	NA	NA	NA	NA	NA	NA	NA
	Regular Plan - Annual Dividend [₹]	NA	NA	NA	NA	NA	12.076	NA	NA	NA
	Direct Plan - Growth [₹]	16.83	142.70	86.090	49.413	56.061	27.809	25.748	37.965	28.297
	Direct Plan - Bonus [₹]	NA	NA	NA	NA	NA	NA	NA	NA	NA
	Direct Plan - Dividend [₹]	16.83	45.96	34.345	28.624	25.747	21.300	18.640	28.668	18.006
	Direct Plan - Daily Dividend [₹]	NA	NA	NA	NA	NA	NA	NA	NA	NA
	Direct Plan - Weekly Dividend [₹]	NA	NA	NA	NA	NA	NA	NA	NA	NA
	Direct Plan - Monthly Dividend [₹]	NA	NA	NA	NA	NA	NA	NA	NA	NA
	Direct Plan - Quarterly Dividend [₹]	NA	NA	NA	NA	NA	NA	NA	NA	NA
	Direct Plan - Semi Annual Dividend [₹]	NA	NA	NA	NA	NA	NA	NA	NA	NA
	Direct Plan - Annual Dividend [₹]	NA	NA	NA	NA	NA	12.639	NA	NA	NA
4.3	Dividend (gross) paid per unit during the half-year period									
	Regular Plan - Dividend [₹]	NA	NA	2.50000000	1.44000000	2.00000000	0.06000000	0.78000000	NA	1.30000000
	Regular Plan - Daily Dividend [₹]	NA	NA	NA	NA	NA	NA	NA	NA	NA
	Regular Plan - Weekly Dividend [₹]	NA	NA	NA	NA	NA	NA	NA	NA	NA
	Regular Plan - Monthly Dividend [₹]	NA	NA	NA	NA	NA	NA	NA	NA	NA
	Regular Plan - Quarterly Dividend [₹]	NA	NA	NA	NA	NA	NA	NA	NA	NA
	Regular Plan - Semi Annual Dividend [₹]	NA	NA	NA	NA	NA	NA	NA	NA	NA
	Regular Plan - Annual Dividend [₹]	NA	NA	NA	NA	NA	0.70000000	NA	NA	NA
	Direct Plan - Dividend [₹]	NA	NA	2.50000000	1.20000000	2.40000000	0.12000000	0.78000000	NA	1.40000000
	Direct Plan - Daily Dividend [₹]	NA	NA	NA	NA	NA	NA	NA	NA	NA
	Direct Plan - Weekly Dividend [₹]	NA	NA	NA	NA	NA	NA	NA	NA	NA
	Direct Plan - Monthly Dividend [₹]	NA	NA	NA	NA	NA	NA	NA	NA	NA
	Direct Plan - Quarterly Dividend [₹]	NA	NA	NA	NA	NA	NA	NA	NA	NA
	Direct Plan - Semi Annual Dividend [₹]	NA	NA	NA	NA	NA	NA	NA	NA	NA
	Direct Plan - Annual Dividend [₹]	NA	NA	NA	NA	NA	0.75000000	NA	NA	NA
	Income									
5.1	Dividend [₹ in Crores]	11.78	11.89	6.55	4.46	13.87	24.43	0.94	31.26	1.57
5.2	Interest [₹ in Crores]	2.84	13.07	2.35	1.28	3.25	98.01	6.04	4.94	0.51
5.3	Profit/(Loss) on sale/redemption of investments (other than inter scheme transfer/sale) [₹ in Crores]	(31.35)	(22.57)	30.30	2.96	11.00	(135.80)	(14.12)	(108.91)	8.33
5.4	Profit/(Loss) on inter scheme transfer/ sale of investments [₹ in Crores]	-	-	-	-	-	(2.43)	0.00	-	-
5.5	Other income % [₹ in Crores]	0.53	1.05	0.15	0.13	(0.01)	1.39	0.05	1.20	0.06
5.6	Total Income (5.1 to 5.5) [₹ in Crores]	(16.20)	3.43	39.34	8.83	28.11	(14.40)	(7.09)	(71.49)	10.46
	Expenses									
6.1	Management Fees (excluding GST) [₹ in Crores]	8.28	13.08	14.22	7.55	20.15	39.23	3.08	30.89	3.03
6.2	Trustee Fees [₹ in Crores]	0.00	0.00	0.00	0.00	0.00	0.01	0.00	0.01	0.00
6.3	Total Recurring Expenses (including 6.1 and 6.2) [₹ in Crores]	18.67	34.50	27.06	14.72	33.66	94.72	6.86	75.17	5.48
6.4	Percentage of Management Fees to average daily net assets (annualised)	0.89%	0.74%	1.10%	1.14%	1.28%	0.80%	1.12%	0.79%	1.42%



Unaudited Half-yearly Financial Results for the period ended March 31, 2019
(Pursuant to Regulations 59 of the Securities and Exchange Board of India (Mutual Funds) Regulations, 1996)


Sr. No.	Particulars	L&T Infrastructure Fund	L&T Midcap Fund	L&T Equity Fund	L&T Large and MidCap Fund (Formerly known as L&T India Special Situations Fund)	L&T Tax Advantage Fund	L&T Hybrid Equity Fund (Formerly known as L&T India Prudence Fund)	L&T Dynamic Equity Fund	L&T India Value Fund	L&T India Large Cap Fund
6.5	Total Recurring expenses as a percentage of average daily net assets (annualised) - Non Direct Plans	2.17%	2.16%	2.14%	2.26%	2.16%	2.00%	2.53%	2.05%	2.66%
	Total Recurring expenses as a percentage of average daily net assets (annualised) - Direct Plans	1.14%	1.01%	1.37%	1.40%	1.59%	0.96%	1.37%	1.02%	1.81%
7.1	Returns during the half-year [(+) / (-)] (absolute) *									
	Regular Growth	NA	NA	NA	NA	NA	NA	NA	NA	NA
	Regular Plan - Growth	0.82%	4.66%	4.57%	2.56%	1.58%	3.15%	3.64%	4.32%	6.07%
	Benchmark	9.04%	6.68%	6.43%	6.46%	6.46%	6.28%	6.11%	6.46%	6.52%
	Direct Plan - Growth Option	1.39%	5.24%	4.97%	2.99%	1.86%	3.69%	4.23%	4.85%	6.52%
	Benchmark (for Direct Plans)	9.04%	6.68%	6.43%	6.46%	6.46%	6.28%	6.11%	6.46%	6.52%
7.2	Compounded Annualised yield									
	(i) Last 1 year									
	Regular Growth	NA	NA	NA	NA	NA	NA	NA	NA	NA
	Regular Plan - Growth	-6.46%	-2.52%	3.31%	-1.80%	-0.47%	2.13%	6.21%	0.52%	8.29%
	Direct Plan - Growth Option	-5.59%	-1.55%	4.09%	-1.00%	0.16%	3.19%	7.37%	1.45%	9.19%
	Benchmark	-1.56%	-1.85%	9.64%	12.06%	12.06%	10.94%	10.08%	12.06%	13.86%
	(ii) Last 3 years									
	Regular Growth	NA	NA	NA	NA	NA	NA	NA	NA	NA
	Regular Plan - Growth	17.11%	17.91%	12.58%	12.69%	14.63%	10.64%	7.91%	14.77%	11.94%
	Direct Plan - Growth Option	18.16%	18.97%	13.40%	13.58%	15.46%	11.83%	9.13%	15.77%	12.81%
	Benchmark	9.79%	13.90%	15.97%	16.11%	16.11%	13.68%	12.00%	16.11%	16.21%
	(iii) Last 5 years									
	Regular Growth	NA	NA	NA	NA	NA	NA	NA	NA	NA
	Regular Plan - Growth	18.65%	22.31%	14.04%	14.29%	14.99%	14.57%	12.19%	21.10%	13.01%
	Direct Plan - Growth Option	19.64%	23.38%	14.85%	15.16%	15.78%	15.77%	13.41%	22.11%	13.85%
	Benchmark	5.73%	17.50%	14.52%	14.39%	14.39%	12.80%	10.94%	14.39%	13.55%
	(iv) Since launch of the scheme									
	Regular Growth	NA	NA	NA	NA	NA	NA	NA	NA	NA
	Benchmark	NA	NA	NA	NA	NA	NA	NA	NA	NA
	Regular Plan - Growth	4.19%	19.48%	16.42%	12.83%	13.72%	12.51%	11.44%	14.94%	9.09%
	Benchmark	1.74%	17.44%	14.44%	12.37%	12.11%	11.04%	10.22%	10.55%	8.29%
	Direct Plan - Growth Option	15.99%	21.25%	13.98%	14.23%	14.83%	15.14%	12.97%	19.82%	13.31%
	Benchmark (for Direct Plans)	4.87%	14.15%	13.26%	13.35%	13.35%	8.49%	9.99%	13.35%	12.94%
8	Launch Date of the scheme (Date of Allotment)	27-9-2007; 1-1-2013 (DP)	9-8-2004; 1-1-2013 (DP)	16-5-2005; 1-1-2013 (DP)	22-5-2006; 1-1-2013 (DP)	27-2-2006; 1-1-2013 (DP)	7-2-2011; 1-1-2013 (DP)	7-2-2011; 1-1-2013 (DP)	8-1-2010; 1-1-2013 (DP)	23-10-2007; 1-1-2013 (DP)
9	Provision for Doubtful Income/Debts [₹ in Crores]	-	-	-	-	-	-	-	-	-
10	Payments to Associate/Group Companies [₹ in Crores]	0.10	0.09	0.01	(0.07)	0.01	0.16	0.13	0.42	0.00
11	Investments made in associate/group companies as on 31 March 2019 [₹ in Crores]	167.44	123.67	154.47	89.84	140.84	402.53	9.79	305.35	17.75
12	Benchmark Indices	Nifty Infrastructure TRI Index	Nifty Midcap 100 TRI Index	S&P BSE 500 TRI Index	S&P BSE 200 TRI Index	S&P BSE 200 TRI Index	Composite !!!!!	Composite !!!!!	S&P BSE 200 TRI Index	S&P BSE 100 TRI Index

Please refer Page 10 for detailed notes on abbreviations, signs and symbols.



Unaudited Half-yearly Financial Results for the period ended March 31, 2019
(Pursuant to Regulations 59 of the Securities and Exchange Board of India (Mutual Funds) Regulations, 1996)

Sr. No.	Particulars	L&T Ultra Short Term Fund	L&T Money Market Fund (Formerly known as L&T Floating Rate Fund)	L&T Liquid Fund	L&T Triple Ace Bond Fund	L&T Credit Risk Fund (Formerly known as L&T Income Opportunities Fund)	L&T Short Term Bond Fund (Formerly known as L&T Short Term Opportunities Fund)	L&T Cash Fund	L&T Flexi Bond Fund	L&T Banking and PSU Debt Fund
1.1	Unit Capital at the beginning of the half-year period [₹ in Crores]	752.78	787.11	6,897.63	100.40	1,968.10	1,516.80	344.18	35.35	115.32
1.2	Unit Capital at the end of the half-year period [₹ in Crores]	841.66	511.80	4,636.99	208.36	1,684.67	1,973.64	309.03	27.49	125.57
2	Reserves & Surplus [₹ in Crores]	1,538.07	379.82	6,111.01	670.89	1,841.79	1,621.72	100.46	26.86	83.01
3.1	Total Net Assets at the beginning of the half-year period [₹ in Crores]	1,653.08	1,325.18	15,533.89	333.20	3,914.26	2,589.36	439.58	65.82	183.50
3.2	Total Net Assets at the end of the half-year period [₹ in Crores]	2,379.73	891.62	10,748.00	879.25	3,526.46	3,595.37	409.49	54.35	208.59
4.1	NAV at the beginning of the half-year period #									
	Regular Growth [₹]	28.1558	NA	NA	NA	NA	NA	NA	NA	NA
	Regular Plan - Growth [₹]	29.2592	17.7324	#\$ 2461.9866	43.3864	20.2132	16.9399	#\$ 1383.2346	18.7695	15.7184
	Regular Plan - Bonus [₹]	15.9595	NA	NA	16.4803	19.8891	16.9399	NA	NA	NA
	Regular Plan - Dividend [₹]	NA	NA	NA	NA	NA	NA	NA	10.6395	NA
	Regular Plan - Daily Dividend [₹]	10.2568	10.8591	#\$ 1011.7794	NA	NA	NA	#\$ 1023.3000	NA	10.5683
	Regular Plan - Weekly Dividend [₹]	10.9892	13.1515	#\$ 1002.8262	NA	NA	NA	#\$ 1000.8554	NA	10.4619
	Regular Plan - Monthly Dividend [₹]	12.7294	11.4141	NA	NA	10.6772	10.6430	#\$ 1020.6996	NA	10.4620
	Regular Plan - Quarterly Dividend [₹]	NA	NA	NA	10.5284	NA	10.5508	NA	NA	NA
	Regular Plan - Semi Annual Dividend [₹]	22.1229	NA	NA	14.7283	NA	NA	NA	NA	NA
	Regular Plan - Annual Dividend [₹]	NA	NA	NA	10.5614	11.4226	12.1795	NA	10.6467	NA
	Direct Plan - Growth [₹]	29.7923	18.1035	#\$ 2470.0298	45.1848	20.7537	17.3833	#\$ 1435.0985	19.4648	16.1297
	Direct Plan - Bonus [₹]	16.2593	NA	NA	NA	NA	NA	NA	NA	NA
	Direct Plan - Dividend [₹]	NA	NA	NA	NA	NA	NA	NA	12.0683	NA
	Direct Plan - Daily Dividend [₹]	10.4390	10.8591	#\$ 1012.8887	NA	NA	NA	#\$ 1023.3000	NA	NA
	Direct Plan - Weekly Dividend [₹]	11.1545	13.1949	#\$ 1001.6497	NA	NA	NA	#\$ 1002.3844	NA	10.4950
	Direct Plan - Monthly Dividend [₹]	12.9016	11.7296	NA	NA	10.9563	10.9592	#\$ 1058.9750	NA	10.7137
	Direct Plan - Quarterly Dividend [₹]	NA	NA	NA	10.7443	NA	10.9948	NA	NA	NA
	Direct Plan - Semi Annual Dividend [₹]	NA	NA	NA	17.0119	NA	NA	NA	NA	NA
	Direct Plan - Annual Dividend [₹]	NA	NA	NA	NA	11.6408	12.4817	NA	10.7852	NA
4.2	NAV at the end of the half-year period ##									
	Regular Growth [₹]	29.3728	NA	NA	NA	NA	NA	NA	NA	NA
	Regular Plan - Growth [₹]	30.5238	18.4764	2,552.6052	46.4139	21.0810	17.8430	1,421.3065	19.9329	16.3404
	Regular Plan - Bonus [₹]	16.6493	NA	NA	17.6303	20.7423	17.8430	NA	NA	NA
	Regular Plan - Dividend [₹]	NA	NA	NA	NA	NA	NA	NA	10.9291	NA
	Regular Plan - Daily Dividend [₹]	10.2600	10.8591	1,011.7794	NA	NA	NA	1,023.3000	NA	10.5812
	Regular Plan - Weekly Dividend [₹]	11.0609	13.2455	1,002.9165	NA	NA	NA	1,000.6464	NA	10.5198
	Regular Plan - Monthly Dividend [₹]	12.8517	11.5261	NA	NA	10.7683	10.9030	1,018.4472	NA	10.5915
	Regular Plan - Quarterly Dividend [₹]	NA	NA	NA	10.8563	NA	10.7073	NA	NA	NA
	Regular Plan - Semi Annual Dividend [₹]	23.0791	NA	NA	15.3534	NA	NA	NA	NA	NA
	Regular Plan - Annual Dividend [₹]	NA	NA	NA	10.7448	11.2112	12.0275	NA	10.6034	NA
	Direct Plan - Growth [₹]	31.1276	18.9065	2,561.5902	48.4040	21.7147	18.3552	1,479.8710	20.7526	16.8018
	Direct Plan - Bonus [₹]	16.9881	NA	NA	NA	NA	NA	NA	NA	NA
	Direct Plan - Dividend [₹]	NA	NA	NA	NA	11.0959	NA	NA	12.6097	NA
	Direct Plan - Daily Dividend [₹]	10.4460	10.8591	1,012.8914	NA	NA	NA	1,023.3000	NA	NA
	Direct Plan - Weekly Dividend [₹]	11.2298	13.2932	1,001.7357	NA	NA	NA	1,002.1171	NA	10.5557
	Direct Plan - Monthly Dividend [₹]	13.0517	11.8827	NA	NA	NA	11.2643	1,061.6158	NA	10.8554
	Direct Plan - Quarterly Dividend [₹]	NA	NA	NA	11.1029	NA	11.2033	NA	NA	NA
	Direct Plan - Semi Annual Dividend [₹]	NA	NA	NA	17.7712	NA	NA	NA	NA	NA
	Direct Plan - Annual Dividend [₹]	NA	NA	NA	10.7482	11.4779	12.3268	NA	10.7955	NA
4.3	Dividend (gross) paid per unit during the half-year period									
	Regular Plan - Dividend [₹]	NA	NA	NA	NA	NA	NA	NA	0.36000000	NA
	Regular Plan - Daily Dividend [₹]	0.43093805	0.44638289	36.57473141	NA	NA	NA	27.74265033	NA	0.39878213
	Regular Plan - Weekly Dividend [₹]	0.39428642	0.44784567	36.27649820	NA	NA	NA	27.38489835	NA	0.34961305
	Regular Plan - Monthly Dividend [₹]	0.42000000	0.36000000	NA	NA	0.36000000	0.30000000	30.00000000	NA	0.28000000
	Regular Plan - Quarterly Dividend [₹]	NA	NA	NA	0.40000000	NA	0.40000000	NA	NA	NA
	Regular Plan - Semi Annual Dividend [₹]	NA	NA	NA	0.40000000	NA	NA	NA	NA	NA
	Regular Plan - Annual Dividend [₹]	NA	NA	NA	0.55000000	0.70000000	0.80000000	NA	0.70000000	NA
	Direct Plan - Dividend [₹]	NA	NA	NA	NA	0.36000000	NA	NA	0.25000000	NA
	Direct Plan - Daily Dividend [₹]	0.45088510	0.47136097	36.86872666	NA	NA	NA	31.44000713	NA	NA
	Direct Plan - Weekly Dividend [₹]	0.41473698	0.47573656	36.34809656	NA	NA	NA	31.04345524	NA	0.36833564
	Direct Plan - Monthly Dividend [₹]	0.42000000	0.36000000	NA	NA	NA	0.30000000	30.00000000	NA	0.30000000
	Direct Plan - Quarterly Dividend [₹]	NA	NA	NA	0.40000000	NA	0.40000000	NA	NA	NA
	Direct Plan - Semi Annual Dividend [₹]	NA	NA	NA	0.45000000	NA	NA	NA	NA	NA
	Direct Plan - Annual Dividend [₹]	NA	NA	NA	0.55000000	0.70000000	0.85000000	NA	0.70000000	NA
	Income									
5.1	Dividend [₹ in Crores]	-	-	-	-	-	-	-	-	-
5.2	Interest [₹ in Crores]	51.15	42.94	559.85	18.50	162.25	106.57	17.34	2.00	5.17
5.3	Profit/(Loss) on sale/redemption of investments (other than inter scheme transfer/sale) [₹ in Crores]	3.58	0.81	1.26	(0.35)	(7.96)	0.32	0.00	0.69	(0.05)
5.4	Profit/(Loss) on inter scheme transfer/ sale of investments [₹ in Crores]	0.59	0.30	(0.08)	(0.00)	(4.23)	(1.85)	(0.00)	0.00	(0.05)
5.5	Other income % [₹ in Crores]	(0.00)	0.01	0.02	0.02	0.80	0.01	0.02	0.00	0.00
5.6	Total Income (5.1 to 5.5) [₹ in Crores]	55.32	44.05	561.04	18.17	150.85	105.04	17.35	2.69	5.07
	Expenses									
6.1	Management Fees (excluding GST) [₹ in Crores]	0.97	1.09	3.08	0.55	17.10	1.97	0.10	0.18	0.01
6.2	Trustee Fees [₹ in Crores]	0.00	0.00	0.01	0.00	0.00	0.00	0.00	0.00	0.00
6.3	Total Recurring Expenses (including 6.1 and 6.2) [₹ in Crores]	2.59	2.93	8.74	1.18	31.35	4.78	1.69	0.36	0.17
6.4	Percentage of Management Fees to average daily net assets (annualised)	0.14%	0.20%	0.04%	0.24%	0.93%	0.14%	0.04%	0.66%	0.01%



Unaudited Half-yearly Financial Results for the period ended March 31, 2019

(Pursuant to Regulations 59 of the Securities and Exchange Board of India (Mutual Funds) Regulations, 1996)

Sr. No.	Particulars	L&T Ultra Short Term Fund	L&T Money Market Fund (Formerly known as L&T Floating Rate Fund)	L&T Liquid Fund	L&T Triple Ace Bond Fund	L&T Credit Risk Fund (Formerly known as L&T Income Opportunities Fund)	L&T Short Term Bond Fund (Formerly known as L&T Short Term Opportunities Fund)	L&T Cash Fund	L&T Flexi Bond Fund	L&T Banking and PSU Debt Fund
6.5	Total Recurring expenses as a percentage of average daily net assets (annualised) - Non Direct Plans	0.53%	0.74%	0.15%	0.66%	1.78%	0.73%	0.81%	1.62%	0.60%
	Total Recurring expenses as a percentage of average daily net assets (annualised) - Direct Plans	0.22%	0.28%	0.10%	0.37%	1.13%	0.23%	0.09%	0.83%	0.19%
7.1	Returns during the half-year [(+) / (-)] (absolute) *									
	Regular Growth	4.32%	NA	NA	NA	NA	NA	NA	NA	NA
	Regular Plan - Growth	4.32%	4.20%	3.68%	6.98%	4.29%	5.33%	2.75%	6.20%	3.96%
	Benchmark	3.83%	3.83%	3.83%	6.82%	5.56%	5.56%	3.83%	6.82%	5.56%
	Direct Plan - Growth Option	4.48%	4.44%	3.71%	7.12%	4.63%	5.59%	3.12%	6.62%	4.17%
	Benchmark (for Direct Plans)	3.83%	3.83%	3.83%	6.82%	5.56%	5.56%	3.83%	6.82%	5.56%
7.2	Compounded Annualised yield									
	(i) Last 1 year									
	Regular Growth	7.64%	NA	NA	NA	NA	NA	NA	NA	NA
	Regular Plan - Growth	7.64%	7.52%	7.48%	6.97%	5.95%	7.43%	5.52%	6.66%	6.22%
	Direct Plan - Growth Option	8.00%	8.05%	7.54%	7.26%	6.59%	7.98%	6.34%	7.56%	6.68%
	Benchmark	7.62%	7.62%	7.62%	6.72%	7.55%	7.55%	7.62%	6.72%	7.55%
	(ii) Last 3 years									
	Regular Growth	7.49%	NA	NA	NA	NA	NA	NA	NA	NA
	Regular Plan - Growth	7.49%	7.96%	7.18%	6.58%	7.59%	7.31%	5.66%	7.67%	7.26%
	Direct Plan - Growth Option	7.86%	8.50%	7.24%	7.21%	8.23%	7.85%	6.50%	8.60%	7.77%
	Benchmark	7.20%	7.20%	7.20%	7.61%	7.60%	7.60%	7.20%	7.61%	7.60%
	(iii) Last 5 years									
	Regular Growth	7.97%	NA	NA	NA	NA	NA	NA	NA	NA
	Regular Plan - Growth	7.92%	8.18%	7.74%	7.48%	8.60%	7.96%	6.45%	9.02%	7.59%
	Direct Plan - Growth Option	8.34%	8.64%	7.81%	8.25%	9.18%	8.51%	7.28%	9.80%	8.15%
	Benchmark	7.72%	7.72%	7.72%	9.10%	8.31%	8.31%	7.72%	9.10%	8.31%
	(iv) Since launch of the scheme									
	Regular Growth	7.48%	NA	NA	NA	NA	NA	NA	NA	NA
	Benchmark	6.90%	NA	\$ NA	NA	NA	NA	NA	NA	NA
	Regular Plan - Growth	8.11%	7.76%	7.79%	7.22%	8.19%	8.31%	7.24%	8.45%	7.79%
	Benchmark	\$NA	7.36%	7.53%	\$NA	7.96%	8.49%	7.55%	8.13%	8.41%
	Direct Plan - Growth Option	8.62%	8.71%	8.09%	7.58%	8.75%	8.53%	7.59%	9.08%	8.24%
	Benchmark (for Direct Plans)	8.02%	8.02%	8.02%	8.27%	8.39%	8.39%	8.02%	8.27%	8.39%
8	Launch Date of the scheme (Date of Allotment)	10-4-2003; ^ 1-1-2013 (DP)	10-8-2005; 1-1-2013 (DP)	3-10-2006; ^ 31-12-2012 (DP)	31-3-1997; 1-1-2013 (DP)	8-10-2009; ^ 1-1-2013 (DP)	27-12-2011; 1-1-2013 (DP)	27-11-2006; ^ 31-12-2012 (DP)	27-9-2010; ^ 1-1-2013 (DP)	18-2-2008; ^ 1-1-2013 (DP)
9	Provision for Doubtful Income/Debts [₹ in Crores]	-	-	-	-	-	-	-	-	-
10	Payments to Associate/Group Companies [₹ in Crores]	0.25	0.31	0.48	0.00	0.88	0.55	0.02	0.00	-
11	Investments made in associate/group companies as on 31 March 2019 [₹ in Crores]	-	-	-	-	39.84	-	-	-	-
12	Benchmark Indices	CRISIL Liquid Fund Index	CRISIL Liquid Fund Index	CRISIL Liquid Fund Index	CRISIL Composite Bond Fund Index	CRISIL Short Term Bond Fund Index	CRISIL Short Term Bond Fund Index	Crisil Liquid Fund Index	Crisil Composite Bond Fund Index	Crisil Short Term Bond Fund Index

Please refer Page 10 for detailed notes on abbreviations, signs and symbols.



Unaudited Half-yearly Financial Results for the period ended March 31, 2019

(Pursuant to Regulations 59 of the Securities and Exchange Board of India (Mutual Funds) Regulations, 1996)

Sr. No.	Particulars	L&T Gilt Fund	L&T Conservative Hybrid Fund (Formerly known as L&T Monthly Income Plan)	L&T Equity Savings Fund	L&T Low Duration Fund (Formerly known as L&T Short Term Income Fund)	L&T Emerging Businesses Fund	L&T Arbitrage Opportunities Fund	L&T Business Cycles Fund	L&T Resurgent India Bond Fund (Formerly known as L&T Resurgent India Corporate Bond Fund)	L&T FMP Series XIV - Plan A (1233 days)
1.1	Unit Capital at the beginning of the half-year period [₹ in Crores]	32.31	24.87	147.77	770.43	2,092.20	804.52	564.56	1,715.87	537.08
1.2	Unit Capital at the end of the half-year period [₹ in Crores]	29.70	23.06	117.10	593.62	2,481.68	598.23	521.80	1,539.86	537.08
2	Reserves & Surplus [₹ in Crores]	97.92	19.28	75.84	540.98	3,685.13	60.50	260.32	565.73	94.00
3.1	Total Net Assets at the beginning of the half-year period [₹ in Crores]	131.02	44.33	229.79	1,390.79	5,044.84	866.13	783.12	2,243.38	603.04
3.2	Total Net Assets at the end of the half-year period [₹ in Crores]	127.62	42.35	192.93	1,134.60	6,166.82	658.73	782.12	2,105.59	631.09
4.1	NAV at the beginning of the half-year period #									
	Regular Growth [₹]	NA	NA	NA	NA	NA	NA	NA	NA	NA
	Regular Plan - Growth [₹]	43.1650	32.9201	17.098	19.1392	24.288	13.189	14.153	13.0096	11.2219
	Regular Plan - Bonus [₹]	NA	NA	NA	NA	NA	NA	NA	NA	NA
	Regular Plan - Dividend [₹]	NA	NA	NA	10.6502	20.495	NA	12.403	10.4710	11.2219
	Regular Plan - Daily Dividend [₹]	NA	NA	NA	NA	NA	NA	NA	NA	NA
	Regular Plan - Weekly Dividend [₹]	NA	NA	NA	NA	NA	NA	NA	NA	NA
	Regular Plan - Monthly Dividend [₹]	NA	10.4842	11.603	NA	NA	^^10.112	NA	NA	NA
	Regular Plan - Quarterly Dividend [₹]	11.6484	10.9592	11.549	NA	NA	10.587	NA	NA	NA
	Regular Plan - Semi Annual Dividend [₹]	NA	NA	NA	NA	NA	NA	NA	NA	NA
	Regular Plan - Annual Dividend [₹]	NA	NA	NA	11.0083	NA	NA	NA	11.3196	NA
	Direct Plan - Growth [₹]	45.6119	34.2687	17.843	19.4862	25.086	13.536	14.535	13.4296	11.2532
	Direct Plan - Bonus [₹]	NA	NA	NA	NA	NA	NA	NA	NA	NA
	Direct Plan - Dividend [₹]	NA	NA	NA	10.9926	21.249	NA	12.777	10.8419	NA
	Direct Plan - Daily Dividend [₹]	NA	NA	NA	NA	NA	NA	NA	NA	NA
	Direct Plan - Weekly Dividend [₹]	NA	NA	NA	NA	NA	NA	NA	NA	NA
	Direct Plan - Monthly Dividend [₹]	NA	11.0789	12.077	NA	NA	^^10.349	NA	NA	NA
	Direct Plan - Quarterly Dividend [₹]	12.4067	11.3529	12.290	NA	NA	10.707	NA	NA	NA
	Direct Plan - Semi Annual Dividend [₹]	NA	NA	NA	NA	NA	NA	NA	NA	NA
	Direct Plan - Annual Dividend [₹]	NA	NA	NA	11.0812	NA	NA	NA	11.6243	NA
4.2	NAV at the end of the half-year period ##									
	Regular Growth [₹]	NA	NA	NA	NA	NA	NA	NA	NA	NA
	Regular Plan - Growth [₹]	45.4211	34.6584	17.819	20.0251	25.047	13.538	15.271	13.5989	11.7435
	Regular Plan - Bonus [₹]	NA	NA	NA	NA	NA	NA	NA	NA	NA
	Regular Plan - Dividend [₹]	NA	NA	NA	10.7758	19.531	NA	13.383	10.7000	11.7435
	Regular Plan - Daily Dividend [₹]	NA	NA	NA	NA	NA	NA	NA	NA	NA
	Regular Plan - Weekly Dividend [₹]	NA	NA	NA	NA	NA	NA	NA	NA	NA
	Regular Plan - Monthly Dividend [₹]	NA	10.7393	11.792	NA	NA	^^10.095	NA	NA	NA
	Regular Plan - Quarterly Dividend [₹]	11.8551	11.1315	11.729	NA	NA	10.565	NA	NA	NA
	Regular Plan - Semi Annual Dividend [₹]	NA	NA	NA	NA	NA	NA	NA	NA	NA
	Regular Plan - Annual Dividend [₹]	NA	NA	NA	10.8157	NA	NA	NA	11.1291	NA
	Direct Plan - Growth [₹]	48.2898	36.2148	18.682	20.4360	26.024	13.933	15.746	14.0982	11.7866
	Direct Plan - Bonus [₹]	NA	NA	NA	NA	NA	NA	NA	NA	NA
	Direct Plan - Dividend [₹]	NA	NA	NA	11.1612	20.324	NA	13.842	11.0744	NA
	Direct Plan - Daily Dividend [₹]	NA	NA	NA	NA	NA	NA	NA	NA	NA
	Direct Plan - Weekly Dividend [₹]	NA	NA	NA	NA	NA	NA	NA	NA	NA
	Direct Plan - Monthly Dividend [₹]	NA	11.4092	12.477	NA	NA	^^10.347	NA	NA	NA
	Direct Plan - Quarterly Dividend [₹]	12.7124	11.5908	12.561	NA	NA	10.719	NA	NA	NA
	Direct Plan - Semi Annual Dividend [₹]	NA	NA	NA	NA	NA	NA	NA	NA	NA
	Direct Plan - Annual Dividend [₹]	NA	NA	NA	10.9190	NA	NA	NA	11.4999	NA
4.3	Dividend (gross) paid per unit during the half-year period									
	Regular Plan - Dividend [₹]	NA	NA	NA	0.36000000	1.50000000	NA	NA	0.24000000	NA
	Regular Plan - Daily Dividend [₹]	NA	NA	NA	NA	NA	NA	NA	NA	NA
	Regular Plan - Weekly Dividend [₹]	NA	NA	NA	NA	NA	NA	NA	NA	NA
	Regular Plan - Monthly Dividend [₹]	NA	0.29000000	0.29000000	NA	NA	0.23000000	NA	NA	NA
	Regular Plan - Quarterly Dividend [₹]	0.40000000	0.40000000	0.30000000	NA	NA	0.30000000	NA	NA	NA
	Regular Plan - Semi Annual Dividend [₹]	NA	NA	NA	NA	NA	NA	NA	NA	NA
	Regular Plan - Annual Dividend [₹]	NA	NA	NA	0.70000000	NA	NA	NA	0.70000000	NA
	Direct Plan - Dividend [₹]	NA	NA	NA	0.36000000	1.60000000	NA	NA	0.30000000	NA
	Direct Plan - Daily Dividend [₹]	NA	NA	NA	NA	NA	NA	NA	NA	NA
	Direct Plan - Weekly Dividend [₹]	NA	NA	NA	NA	NA	NA	NA	NA	NA
	Direct Plan - Monthly Dividend [₹]	NA	0.29000000	0.16000000	NA	NA	0.30000000	NA	NA	NA
	Direct Plan - Quarterly Dividend [₹]	0.42000000	0.40000000	0.30000000	NA	NA	0.30000000	NA	NA	NA
	Direct Plan - Semi Annual Dividend [₹]	NA	NA	NA	NA	NA	NA	NA	NA	NA
	Direct Plan - Annual Dividend [₹]	NA	NA	NA	0.70000000	NA	NA	NA	0.70000000	NA
	Income									
5.1	Dividend [₹ in Crores]	-	0.03	0.40	-	15.73	1.29	1.84	-	-
5.2	Interest [₹ in Crores]	4.42	1.29	2.56	50.82	13.55	8.44	0.35	87.80	26.36
5.3	Profit/(Loss) on sale/redemption of investments (other than inter scheme transfer/sale) [₹ in Crores]	2.78	0.46	(8.70)	(0.92)	37.86	(50.57)	22.09	(3.08)	-
5.4	Profit/(Loss) on inter scheme transfer/ sale of investments [₹ in Crores]	0.04	-	(0.09)	(0.02)	-	(0.00)	-	(6.04)	(0.14)
5.5	Other income % [₹ in Crores]	(0.00)	0.01	0.15	0.33	1.43	0.00	0.19	1.02	0.00
5.6	Total Income (5.1 to 5.5) [₹ in Crores]	7.24	1.80	(5.68)	50.21	68.57	(40.84)	24.47	79.70	26.22
	Expenses									
6.1	Management Fees (excluding GST) [₹ in Crores]	0.26	0.25	0.50	2.39	18.70	1.15	4.96	7.92	1.58
6.2	Trustee Fees [₹ in Crores]	0.00	0.00	0.00	0.00	0.00	0.00	0.00	0.00	0.00
6.3	Total Recurring Expenses (including 6.1 and 6.2) [₹ in Crores]	0.87	0.52	1.59	5.34	51.39	2.97	9.19	16.81	1.97
6.4	Percentage of Management Fees to average daily net assets (annualised)	0.40%	1.18%	0.48%	0.38%	0.69%	0.29%	1.30%	0.74%	0.51%



Unaudited Half-yearly Financial Results for the period ended March 31, 2019
(Pursuant to Regulations 59 of the Securities and Exchange Board of India (Mutual Funds) Regulations, 1996)

Sr. No.	Particulars	L&T Gilt Fund	L&T Conservative Hybrid Fund (Formerly known as L&T Monthly Income Plan)	L&T Equity Savings Fund	L&T Low Duration Fund (Formerly known as L&T Short Term Income Fund)	L&T Emerging Businesses Fund	L&T Arbitrage Opportunities Fund	L&T Business Cycles Fund	L&T Resurgent India Bond Fund (Formerly known as L&T Resurgent India Corporate Bond Fund)	L&T FMP Series XIV - Plan A (1233 days)
6.5	Total Recurring expenses as a percentage of average daily net assets (annualised) - Non Direct Plans	1.76%	2.45%	1.56%	0.97%	2.18%	0.95%	2.44%	1.73%	0.64%
	Total Recurring expenses as a percentage of average daily net assets (annualised) - Direct Plans	0.53%	1.69%	0.65%	0.50%	0.97%	0.39%	1.62%	0.88%	0.47%
7.1	Returns during the half-year [(+) / (-)] (absolute) *									
	Regular Growth	NA	NA	NA	NA	NA	NA	NA	NA	NA
	Regular Plan - Growth	5.23%	5.28%	4.22%	4.63%	3.13%	2.65%	7.90%	4.53%	4.65%
	Benchmark	8.02%	6.82%	3.91%	5.56%	4.34%	2.98%	6.46%	6.82%	6.82%
	Direct Plan - Growth Option	5.87%	5.68%	4.70%	4.87%	3.74%	2.93%	8.33%	4.98%	4.74%
	Benchmark (for Direct Plans)	8.02%	6.82%	3.91%	5.56%	4.34%	2.98%	6.46%	6.82%	6.82%
7.2	Compounded Annualised yield									
	(i) Last 1 year									
	Regular Growth	NA	NA	NA	NA	NA	NA	NA	NA	NA
	Regular Plan - Growth	5.22%	5.79%	4.08%	7.25%	-6.51%	5.79%	-6.11%	4.65%	7.12%
	Direct Plan - Growth Option	6.61%	6.57%	4.89%	7.76%	-5.57%	6.44%	-5.44%	5.57%	7.31%
	Benchmark	8.92%	7.65%	7.13%	7.55%	-10.83%	5.35%	12.06%	6.72%	6.72%
	(ii) Last 3 years									
	Regular Growth	NA	NA	NA	NA	NA	NA	NA	NA	NA
	Regular Plan - Growth	6.73%	7.25%	7.41%	8.25%	21.26%	6.01%	11.33%	7.06%	NA
	Direct Plan - Growth Option	8.24%	8.03%	8.23%	8.68%	22.31%	6.65%	12.07%	8.00%	NA
	Benchmark	8.29%	8.96%	8.02%	7.60%	13.38%	5.27%	16.11%	7.61%	NA
	(iii) Last 5 years									
	Regular Growth	NA	NA	NA	NA	NA	NA	NA	NA	NA
	Regular Plan - Growth	9.02%	8.16%	8.69%	8.70%	NA	NA	NA	NA	NA
	Direct Plan - Growth Option	10.23%	8.93%	9.56%	9.07%	NA	NA	NA	NA	NA
	Benchmark	9.70%	10.02%	8.43%	8.31%	NA	NA	NA	NA	NA
	(iv) Since launch of the scheme									
	Regular Growth	NA	NA	NA	NA	NA	NA	NA	NA	NA
	Benchmark	NA	NA	NA	NA	NA	NA	NA	NA	NA
	Regular Plan - Growth	8.29%	8.25%	8.06%	8.70%	20.69%	6.59%	9.62%	7.68%	7.43%
	Benchmark	NA	8.51%	8.90%	8.38%	15.91%	6.08%	11.01%	7.69%	5.61%
	Direct Plan - Growth Option	10.02%	7.99%	8.73%	8.95%	21.64%	7.24%	10.35%	8.62%	7.60%
	Benchmark (for Direct Plans)	8.77%	9.15%	8.51%	8.39%	15.91%	6.08%	11.01%	7.69%	5.61%
8	Launch Date of the scheme (Date of Allotment)	29-3-2000; 1-1-2013 (DP)	31-7-2003; 1-1-2013 (DP)	18-10-2011; 1-1-2013 (DP)	4-12-2010; 1-1-2013 (DP)	12-05-2014	30-06-2014	20-08-2014	02-02-2015	29-12-2016
9	Provision for Doubtful Income/Debts [₹ in Crores]	-	-	-	-	-	-	-	-	-
10	Payments to Associate/Group Companies [₹ in Crores]	0.00	0.00	(0.00)	0.05	0.15	0.04	0.07	0.37	-
11	Investments made in associate/group companies as on 31 March 2019 [₹ in Crores]	-	0.27	2.45	-	197.36	-	37.13	120.66	-
12	Benchmark Indices	I-Sec Composite Index	CRISIL Hybrid 85+15 - Conservative Index	Composite !!!	CRISIL Short Term Bond Fund Index	S&P BSE Small Cap TRI Index	Nifty 50 Arbitrage Index	S&P BSE 200 TRI Index	Crisil Composite Bond Fund Index	Crisil Composite Bond Fund Index

Please refer Page 10 for detailed notes on abbreviations, signs and symbols.

Unaudited Half-yearly Financial Results for the period ended March 31, 2019
(Pursuant to Regulations 59 of the Securities and Exchange Board of India (Mutual Funds) Regulations, 1996)


Sr. No.	Particulars	L&T FMP Series XIV - Plan C (1150 days)	L&T FMP Series XVI - Plan A (1223 days)	L&T Emerging Opportunities Fund - Ser I	L&T Emerging Opportunities Fund -Ser II	L&T FMP Series XVII - Plan B (1152 days)	L&T FMP SERIES XVII - Plan C (1114 days)	L&T FMP Series XVIII - Plan A (1104 days)	L&T Focused Equity Fund
1.1	Unit Capital at the beginning of the half-year period [₹ in Crores]	165.02	63.50	398.18	215.44	222.24	216.78	55.97	-
1.2	Unit Capital at the end of the half-year period [₹ in Crores]	165.02	63.50	398.18	215.44	222.24	216.78	55.97	528.61
2	Reserves & Surplus [₹ in Crores]	25.44	5.94	(21.47)	0.80	16.90	14.17	3.28	39.57
3.1	Total Net Assets at the beginning of the half-year period [₹ in Crores]	181.59	65.46	363.98	202.96	223.64	217.27	55.99	-
3.2	Total Net Assets at the end of the half-year period [₹ in Crores]	190.46	69.44	376.71	216.23	239.15	230.95	59.25	568.18
4.1	NAV at the beginning of the half-year period #								
	Regular Growth [₹]	NA	NA	NA	NA	NA	NA	NA	NA
	Regular Plan - Growth [₹]	10.9903	10.2926	NA	NA	10.0547	10.0177	@ NA	NA
	Regular Plan - Bonus [₹]	NA	NA	NA	NA	NA	NA	NA	NA
	Regular Plan - Dividend [₹]	10.9903	10.2926	9.137	9.419	10.0547	10.0177	@ NA	NA
	Regular Plan - Daily Dividend [₹]	NA	NA	NA	NA	NA	NA	NA	NA
	Regular Plan - Weekly Dividend [₹]	NA	NA	NA	NA	NA	NA	NA	NA
	Regular Plan - Monthly Dividend [₹]	NA	NA	NA	NA	NA	NA	NA	NA
	Regular Plan - Quarterly Dividend [₹]	NA	NA	NA	NA	NA	NA	NA	NA
	Regular Plan - Semi Annual Dividend [₹]	NA	NA	NA	NA	NA	NA	NA	NA
	Regular Plan - Annual Dividend [₹]	NA	NA	NA	NA	NA	NA	NA	NA
	Direct Plan - Growth [₹]	11.0313	10.3061	NA	NA	10.0630	10.0194	@ NA	NA
	Direct Plan - Bonus [₹]	NA	NA	NA	NA	NA	NA	NA	NA
	Direct Plan - Dividend [₹]	11.0313	10.3061	9.195	9.445	10.0630	10.0194	@ NA	NA
	Direct Plan - Daily Dividend [₹]	NA	NA	NA	NA	NA	NA	NA	NA
	Direct Plan - Weekly Dividend [₹]	NA	NA	NA	NA	NA	NA	NA	NA
	Direct Plan - Monthly Dividend [₹]	NA	NA	NA	NA	NA	NA	NA	NA
	Direct Plan - Quarterly Dividend [₹]	NA	NA	NA	NA	NA	NA	NA	NA
	Direct Plan - Semi Annual Dividend [₹]	NA	NA	NA	NA	NA	NA	NA	NA
	Direct Plan - Annual Dividend [₹]	NA	NA	NA	NA	NA	NA	NA	NA
4.2	NAV at the end of the half-year period ##								
	Regular Growth [₹]	NA	NA	NA	NA	NA	NA	NA	NA
	Regular Plan - Growth [₹]	11.5248	10.9118	NA	NA	10.7450	10.6315	10.5759	10.748
	Regular Plan - Bonus [₹]	NA	NA	NA	NA	NA	NA	NA	NA
	Regular Plan - Dividend [₹]	11.5248	10.9118	9.452	10.031	10.7450	10.6315	10.5759	10.748
	Regular Plan - Daily Dividend [₹]	NA	NA	NA	NA	NA	NA	NA	NA
	Regular Plan - Weekly Dividend [₹]	NA	NA	NA	NA	NA	NA	NA	NA
	Regular Plan - Monthly Dividend [₹]	NA	NA	NA	NA	NA	NA	NA	NA
	Regular Plan - Quarterly Dividend [₹]	NA	NA	NA	NA	NA	NA	NA	NA
	Regular Plan - Semi Annual Dividend [₹]	NA	NA	NA	NA	NA	NA	NA	NA
	Regular Plan - Annual Dividend [₹]	NA	NA	NA	NA	NA	NA	NA	NA
	Direct Plan - Growth [₹]	11.5813	10.9357	NA	NA	10.7709	10.6519	10.5945	10.794
	Direct Plan - Bonus [₹]	NA	NA	NA	NA	NA	NA	NA	NA
	Direct Plan - Dividend [₹]	11.5813	10.9357	9.557	10.112	10.7709	10.6519	10.5945	10.794
	Direct Plan - Daily Dividend [₹]	NA	NA	NA	NA	NA	NA	NA	NA
	Direct Plan - Weekly Dividend [₹]	NA	NA	NA	NA	NA	NA	NA	NA
	Direct Plan - Monthly Dividend [₹]	NA	NA	NA	NA	NA	NA	NA	NA
	Direct Plan - Quarterly Dividend [₹]	NA	NA	NA	NA	NA	NA	NA	NA
	Direct Plan - Semi Annual Dividend [₹]	NA	NA	NA	NA	NA	NA	NA	NA
	Direct Plan - Annual Dividend [₹]	NA	NA	NA	NA	NA	NA	NA	NA
4.3	Dividend (gross) paid per unit during the half-year period								
	Regular Plan - Dividend [₹]	NA	NA	NA	NA	NA	NA	NA	NA
	Regular Plan - Daily Dividend [₹]	NA	NA	NA	NA	NA	NA	NA	NA
	Regular Plan - Weekly Dividend [₹]	NA	NA	NA	NA	NA	NA	NA	NA
	Regular Plan - Monthly Dividend [₹]	NA	NA	NA	NA	NA	NA	NA	NA
	Regular Plan - Quarterly Dividend [₹]	NA	NA	NA	NA	NA	NA	NA	NA
	Regular Plan - Semi Annual Dividend [₹]	NA	NA	NA	NA	NA	NA	NA	NA
	Regular Plan - Annual Dividend [₹]	NA	NA	NA	NA	NA	NA	NA	NA
	Direct Plan - Dividend [₹]	NA	NA	NA	NA	NA	NA	NA	NA
	Direct Plan - Daily Dividend [₹]	NA	NA	NA	NA	NA	NA	NA	NA
	Direct Plan - Weekly Dividend [₹]	NA	NA	NA	NA	NA	NA	NA	NA
	Direct Plan - Monthly Dividend [₹]	NA	NA	NA	NA	NA	NA	NA	NA
	Direct Plan - Quarterly Dividend [₹]	NA	NA	NA	NA	NA	NA	NA	NA
	Direct Plan - Semi Annual Dividend [₹]	NA	NA	NA	NA	NA	NA	NA	NA
	Direct Plan - Annual Dividend [₹]	NA	NA	NA	NA	NA	NA	NA	NA
	Income								
5.1	Dividend [₹ in Crores]	-	-	0.96	0.84	-	-	-	1.17
5.2	Interest [₹ in Crores]	7.82	2.58	0.87	0.67	9.50	9.00	2.25	2.69
5.3	Profit/(Loss) on sale/redemption of investments (other than inter scheme transfer/sale) [₹ in Crores]	-	0.00	(2.10)	(0.92)	(0.77)	-	0.00	(3.09)
5.4	Profit/(Loss) on inter scheme transfer/ sale of investments [₹ in Crores]	(0.29)	-	-	-	-	-	-	-
5.5	Other income % [₹ in Crores]	0.00	0.00	-	-	-	-	(0.00)	0.15
5.6	Total Income (5.1 to 5.5) [₹ in Crores]	7.54	2.58	(0.27)	0.59	8.73	9.00	2.25	0.93
	Expenses								
6.1	Management Fees (excluding GST) [₹ in Crores]	0.26	0.03	2.72	1.50	0.43	0.11	0.08	2.47
6.2	Trustee Fees [₹ in Crores]	0.00	0.00	0.00	0.00	0.00	0.00	0.00	0.00
6.3	Total Recurring Expenses (including 6.1 and 6.2) [₹ in Crores]	0.33	0.05	4.76	2.76	0.54	0.17	0.10	5.33
6.4	Percentage of Management Fees to average daily net assets (annualised)	0.28%	0.09%	1.50%	1.47%	0.37%	0.10%	0.26%	1.19%
6.5	Total Recurring expenses as a percentage of average daily net assets (annualised) - Non Direct Plans	0.41%	0.29%	2.70%	2.81%	0.61%	0.45%	0.45%	2.59%
	Total Recurring expenses as a percentage of average daily net assets (annualised) - Direct Plans	0.17%	0.11%	1.76%	1.74%	0.29%	0.10%	0.10%	1.54%



Unaudited Half-yearly Financial Results for the period ended March 31, 2019
(Pursuant to Regulations 59 of the Securities and Exchange Board of India (Mutual Funds) Regulations, 1996)

Sr. No.	Particulars	L&T FMP Series XIV - Plan C (1150 days)	L&T FMP Series XVI - Plan A (1223 days)	L&T Emerging Opportunities Fund - Ser I	L&T Emerging Opportunities Fund -Ser II	L&T FMP Series XVII - Plan B (1152 days)	L&T FMP SERIES XVII - Plan C (1114 days)	L&T FMP Series XVIII - Plan A (1104 days)	L&T Focused Equity Fund
7.1	Returns during the half-year [(+) / (-)] (absolute) *								
	Regular Growth	NA	NA	NA	NA	NA	NA	NA	NA
	Regular Plan - Growth	4.86%	6.02%	? 3.45%	? 6.50%	6.87%	6.13%	5.76%	NA
	Benchmark	6.82%	6.82%	? 4.34%	? 4.34%	6.82%	6.82%	6.82%	0.00%
	Direct Plan - Growth Option	4.99%	6.11%	? 3.94%	? 7.06%	7.03%	6.31%	5.95%	NA
	Benchmark (for Direct Plans)	6.82%	6.82%	? 4.34%	? 4.34%	6.82%	6.82%	6.82%	0.00%
7.2	Compounded Annualised yield								
	(i) Last 1 year								
	Regular Growth	NA	NA	NA	NA	NA	NA	NA	NA
	Regular Plan - Growth	7.33%	7.28%	? -4.65%	NA	NA	NA	NA	NA
	Direct Plan - Growth Option	7.59%	7.47%	? -3.70%	NA	NA	NA	NA	NA
	Benchmark	6.72%	6.72%	? -10.83%	NA	NA	NA	NA	NA
	(ii) Last 3 years								
	Regular Growth	NA	NA	NA	NA	NA	NA	NA	NA
	Regular Plan - Growth	NA	NA	NA	NA	NA	NA	NA	NA
	Direct Plan - Growth Option	NA	NA	NA	NA	NA	NA	NA	NA
	Benchmark	NA	NA	NA	NA	NA	NA	NA	NA
	(iii) Last 5 years								
	Regular Growth	NA	NA	NA	NA	NA	NA	NA	NA
	Regular Plan - Growth	NA	NA	NA	NA	NA	NA	NA	NA
	Direct Plan - Growth Option	NA	NA	NA	NA	NA	NA	NA	NA
	Benchmark	NA	NA	NA	NA	NA	NA	NA	NA
	(iv) Since launch of the scheme								
	Regular Growth	NA	NA	NA	NA	NA	NA	NA	NA
	Benchmark	NA	NA	NA	NA	NA	NA	NA	NA
	Regular Plan - Growth	7.29%	7.14%	? -4.99%	? 0.31%	9.92%	11.58%	11.55%	7.48%
	Benchmark	6.18%	6.13%	? -13.74%	? -5.22%	10.40%	13.47%	13.69%	9.18%
	Direct Plan - Growth Option	7.55%	7.32%	? -4.03%	? 1.12%	10.27%	11.96%	11.92%	7.94%
	Benchmark (for Direct Plans)	6.18%	6.13%	? -13.74%	? -5.22%	10.40%	13.47%	13.69%	9.18%
8	Launch Date of the scheme (Date of Allotment)	23-03-2017	22-12-2017	20-02-2018	27-06-2018	28-06-2018	11-09-2018	28-09-2018	05-Nov-18
9	Provision for Doubtful Income/Debts [₹ in Crores]	-	-	-	-	-	-	-	-
10	Payments to Associate/Group Companies [₹ in Crores]	-	-	-	0.01	-	-	-	0.03
11	Investments made in associate/group companies as on 31 March 2019 [₹ in Crores]	11.95	-	-	-	22.01	10.05	-	24.81
12	Benchmark Indices	Crisil Composite Bond Fund Index	Crisil Composite Bond Fund Index	S&P BSE Small Cap TRI Index	S&P BSE Small Cap TRI Index	Crisil Composite Bond Fund Index	Crisil Composite Bond Fund Index	Crisil Composite Bond Fund Index	Nifty 500 TRI

Please refer Page 10 for detailed notes on abbreviations, signs and symbols.



Unaudited Half-yearly Financial Results for the period ended March 31, 2019

(Pursuant to Regulations 59 of the Securities and Exchange Board of India (Mutual Funds) Regulations, 1996)

Sr. No.	Particulars	L&T FMP Series XVIII - Plan B (1229 days)	L&T FMP SERIES XVIII PLAN D (1155 DAYS)	L&T FMP SERIES XVIII PLAN C (1178 DAYS)
1.1	Unit Capital at the beginning of the half-year period [₹ in Crores]	-	-	-
1.2	Unit Capital at the end of the half-year period [₹ in Crores]	191.27	43.40	32.93
2	Reserves & Surplus [₹ in Crores]	8.41	0.88	0.42
3.1	Total Net Assets at the beginning of the half-year period [₹ in Crores]	-	-	-
3.2	Total Net Assets at the end of the half-year period [₹ in Crores]	199.68	44.28	33.35
4.1	NAV at the beginning of the half-year period #			
	Regular Growth [₹]	NA	NA	NA
	Regular Plan - Growth [₹]	NA	NA	NA
	Regular Plan - Bonus [₹]	NA	NA	NA
	Regular Plan - Dividend [₹]	NA	NA	NA
	Regular Plan - Daily Dividend [₹]	NA	NA	NA
	Regular Plan - Weekly Dividend [₹]	NA	NA	NA
	Regular Plan - Monthly Dividend [₹]	NA	NA	NA
	Regular Plan - Quarterly Dividend [₹]	NA	NA	NA
	Regular Plan - Semi Annual Dividend [₹]	NA	NA	NA
	Regular Plan - Annual Dividend [₹]	NA	NA	NA
	Direct Plan - Growth [₹]	NA	NA	NA
	Direct Plan - Bonus [₹]	NA	NA	NA
	Direct Plan - Dividend [₹]	NA	NA	NA
	Direct Plan - Daily Dividend [₹]	NA	NA	NA
	Direct Plan - Weekly Dividend [₹]	NA	NA	NA
	Direct Plan - Monthly Dividend [₹]	NA	NA	NA
	Direct Plan - Quarterly Dividend [₹]	NA	NA	NA
	Direct Plan - Semi Annual Dividend [₹]	NA	NA	NA
	Direct Plan - Annual Dividend [₹]	NA	NA	NA
4.2	NAV at the end of the half-year period ##			
	Regular Growth [₹]	NA	NA	NA
	Regular Plan - Growth [₹]	10.4288	10.1966	10.1213
	Regular Plan - Bonus [₹]	NA	NA	NA
	Regular Plan - Dividend [₹]	10.4288	10.1966	10.1213
	Regular Plan - Daily Dividend [₹]	NA	NA	NA
	Regular Plan - Weekly Dividend [₹]	NA	NA	NA
	Regular Plan - Monthly Dividend [₹]	NA	NA	NA
	Regular Plan - Quarterly Dividend [₹]	NA	NA	NA
	Regular Plan - Semi Annual Dividend [₹]	NA	NA	NA
	Regular Plan - Annual Dividend [₹]	NA	NA	NA
	Direct Plan - Growth [₹]	10.4374	10.1985	10.1241
	Direct Plan - Bonus [₹]	NA	NA	NA
	Direct Plan - Dividend [₹]	NA	10.1985	10.1241
	Direct Plan - Daily Dividend [₹]	NA	NA	NA
	Direct Plan - Weekly Dividend [₹]	NA	NA	NA
	Direct Plan - Monthly Dividend [₹]	NA	NA	NA
	Direct Plan - Quarterly Dividend [₹]	NA	NA	NA
	Direct Plan - Semi Annual Dividend [₹]	NA	NA	NA
	Direct Plan - Annual Dividend [₹]	NA	NA	NA
4.3	Dividend (gross) paid per unit during the half-year period			
	Regular Plan - Dividend [₹]	NA	NA	NA
	Regular Plan - Daily Dividend [₹]	NA	NA	NA
	Regular Plan - Weekly Dividend [₹]	NA	NA	NA
	Regular Plan - Monthly Dividend [₹]	NA	NA	NA
	Regular Plan - Quarterly Dividend [₹]	NA	NA	NA
	Regular Plan - Semi Annual Dividend [₹]	NA	NA	NA
	Regular Plan - Annual Dividend [₹]	NA	NA	NA
	Direct Plan - Dividend [₹]	NA	NA	NA
	Direct Plan - Daily Dividend [₹]	NA	NA	NA
	Direct Plan - Weekly Dividend [₹]	NA	NA	NA
	Direct Plan - Monthly Dividend [₹]	NA	NA	NA
	Direct Plan - Quarterly Dividend [₹]	NA	NA	NA
	Direct Plan - Semi Annual Dividend [₹]	NA	NA	NA
	Direct Plan - Annual Dividend [₹]	NA	NA	NA
	Income			
5.1	Dividend [₹ in Crores]	-	-	-
5.2	Interest [₹ in Crores]	5.57	0.49	0.30
5.3	Profit/(Loss) on sale/redemption of investments (other than inter scheme transfer/sale) [₹ in Crores]	-	-	-
5.4	Profit/(Loss) on inter scheme transfer/ sale of investments [₹ in Crores]	-	-	-
5.5	Other income % [₹ in Crores]	-	-	-
5.6	Total Income (5.1 to 5.5) [₹ in Crores]	5.57	0.49	0.30
	Expenses			
6.1	Management Fees (excluding GST) [₹ in Crores]	0.04	0.00	0.00
6.2	Trustee Fees [₹ in Crores]	0.00	0.00	0.00
6.3	Total Recurring Expenses (including 6.1 and 6.2) [₹ in Crores]	0.11	0.01	0.02
6.4	Percentage of Management Fees to average daily net assets (annualised)	0.06%	0.02%	0.10%
6.5	Total Recurring expenses as a percentage of average daily net assets (annualised) - Non Direct Plans	0.36%	0.25%	0.47%
	Total Recurring expenses as a percentage of average daily net assets (annualised) - Direct Plans	0.11%	0.10%	0.22%
7.1	Returns during the half-year [(+) / (-)] (absolute) *			
	Regular Growth	NA	NA	NA
	Regular Plan - Growth	NA	NA	NA
	Benchmark	6.82%	6.82%	6.82%
	Direct Plan - Growth Option	NA	NA	NA
	Benchmark (for Direct Plans)	6.82%	6.82%	6.82%



Unaudited Half-yearly Financial Results for the period ended March 31, 2019
(Pursuant to Regulations 59 of the Securities and Exchange Board of India (Mutual Funds) Regulations, 1996)

Sr. No.	Particulars	L&T FMP Series XVIII - Plan B (1229 days)	L&T FMP SERIESXVIII PLAN D (1155 DAYS)	L&T FMP SERIESXVIII PLAN C (1178 DAYS)
7.2	Compounded Annualised yield			
	(i) Last 1 year			
	Regular Growth	NA	NA	NA
	Regular Plan - Growth	NA	NA	NA
	Direct Plan - Growth Option	NA	NA	NA
	Benchmark	NA	NA	NA
	(ii) Last 3 years			
	Regular Growth	NA	NA	NA
	Regular Plan - Growth	NA	NA	NA
	Direct Plan - Growth Option	NA	NA	NA
	Benchmark	NA	NA	NA
	(iii) Last 5 years			
	Regular Growth	NA	NA	NA
	Regular Plan - Growth	NA	NA	NA
	Direct Plan - Growth Option	NA	NA	NA
	Benchmark	NA	NA	NA
	(iv) Since launch of the scheme			
	Regular Growth	NA	NA	NA
	Benchmark	NA	NA	NA
	Regular Plan - Growth	13.15%	15.95%	11.35%
	Benchmark	10.86%	14.16%	16.25%
	Direct Plan - Growth Option	13.42%	16.10%	11.61%
	Benchmark (for Direct Plans)	10.86%	14.16%	16.25%
8	Launch Date of the scheme (Date of Allotment)	30-Nov-18	12-Feb-19	18-Feb-19
9	Provision for Doubtful Income/Debts [₹ in Crores]	-	-	-
10	Payments to Associate/Group Companies [₹ in Crores]	-	-	0.00
11	Investments made in associate/group companies as on 31 March 2019 [₹ in Crores]	-	-	6.00
12	Benchmark Indices	CRISIL Composite Bond Fund Index	CRISIL Composite Bond Fund Index	CRISIL Composite Bond Fund Index

Since launch returns have been calculated from the date of allotment of the schemes on the face value of units.

0.00 - Indicates values less than 0.01, (*) - Considering movement of NAV from the beginning of the half year to March 31, 2019.

NA - Not Applicable

DP - Direct Plan

(%) - Other income includes load collected on redemption net off GST.

\$ - Since benchmark for L&T Liquid Fund - Regular Plan, L&T Triple Ace Bond Fund - Regular Plan Growth Option and L&T Ultra Short Term Fund - Regular Plan was not available on the plan launch date hence benchmark return is NA

\$\$ - Since benchmark for L&T Gilt Fund - Growth Option was not available on the plan launch date hence benchmark return is NA

(!!!!) - Benchmark for L&T Dynamic Equity Fund is a customised benchmark created by assigning 50% S&P BSE 200 TRI Index + 50% Crisil Short Term Bond Fund Index.

(!!!!!!) - Benchmark for L&T Hybrid Equity Fund (Formerly Known as L&T India Prudence Fund) is a customised benchmark created by assigning 70% S&P BSE 200 TRI Index + 30% Crisil Short Term Bond Fund Index.

(!!!) - Benchmark for L&T Equity Savings Fund is a customised benchmark created by assigning 75% Nifty 50 Arbitrage Fund + 25% S&P BSE 200 TRI Index

(**) - L&T Long Term Advantage Fund - I has matured during the half year ending 31st March, 2019.

As September 30,2018 was a non- business day for the Scheme, the NAV's at the end of the period are as of September 28,2018.

As March 31,2019 was a non- business day for the Scheme, the NAV's at the end of the period are as of March 29,2019.

#\$ Nav as on September 30, 2018

^^ NAV is cum dividend NAV as record date was September 28, 2018 & March 29, 2019

@ As Scheme Published Nav date was on 3rd Oct 2018

? Since Growth option was not available provided Returns of Dividend Plan

Notes To Accounts

^ Less than 1 lac Ω Less than 0.01%

- b Any underwriting obligations undertaken by the schemes of the mutual funds with respect to issue of securities by associate companies - NIL
- c Devolvement, if any - NIL
- d Subscription by the schemes in the issues lead managed by associate / group companies during the period October 01, 2018 to March 31, 2019 - NIL.
- e Subscription to any issue of equity or debt on private placement basis where the sponsor or its associate companies have acted as arranger or manager - NIL.
- 3 Disclosure under Regulation 25(11) of the Securities and Exchange Board of India (Mutual Funds) Regulations, 1996 as amended : L&T Mutual Fund has made the following investments in companies, which hold units in excess of 5% of the net asset value of any Scheme of L&T Mutual Fund for the period ended March 31, 2019. (Annexure I)
- 4 Details of investors holding units in the scheme over 25% of the NAV of the scheme as on March 31, 2019 is Nil.
- 5 No bonus was declared during the half year period ended March 31, 2019.
- 6 Deferred revenue expenditure during the half year in any scheme - NIL
- 7 Details of borrowings above 10% of the Net Assets is as below

Scheme	Source of Borrowing	Date of Borrowing	Date of repayment of Borrowing	Amount Borrowed (C₹)	Rate of Borrowing	% of Net Assets Borrowed#	Purpose of Borrowing
L&T Liquid Fund	Clearing Corporation of India Limited*	12-Oct-18	15-Oct-18	1,999.20	4.86%	14.57%	To fund redemptions
L&T Liquid Fund	Clearing Corporation of India Limited*	26-Oct-18	29-Oct-18	1,499.37	5.09%	11.03%	To fund redemptions
L&T Liquid Fund	Clearing Corporation of India Limited*	31-Dec-18	1-Jan-19	1,849.68	6.28%	12.65%	To fund redemptions
L&T Liquid Fund	Clearing Corporation of India Limited*	5-Feb-19	6-Feb-19	1,599.72	6.29%	10.88%	To fund redemptions
L&T Liquid Fund	Clearing Corporation of India Limited*	6-Feb-19	7-Feb-19	1,599.72	6.35%	11.13%	To fund redemptions
L&T Liquid Fund	Clearing Corporation of India Limited*	7-Feb-19	8-Feb-19	2,070.63	6.50%	14.21%	To fund redemptions
L&T Liquid Fund	Clearing Corporation of India Limited*	8-Mar-19	11-Mar-19	1,764.11	6.12%	11.15%	To fund redemptions
L&T Liquid Fund	Clearing Corporation of India Limited*	13-Mar-19	14-Mar-19	1,609.73	6.15%	10.21%	To fund redemptions
L&T Liquid Fund	Clearing Corporation of India Limited*	15-Mar-19	18-Mar-19	2,498.72	6.23%	16.31%	To fund redemptions
L&T Liquid Fund	Clearing Corporation of India Limited*	29-Mar-19	2-Apr-19	2,498.19	6.63%	17.77%	To fund redemptions

* Borrowed through Collateral Borrowing and Lending Obligation

Borrowing as a % to net assets of the scheme(s) is calculated based on Previous day AUM.

8 Exposure in derivatives (excluding reverse positions) in excess of 10% of Net Asset of scheme invested in derivative products as at March 31, 2019 are as follows :

Scheme Name	Amount (₹ in Crores)	% to Net Assets
L&T Arbitrage Opportunities Fund	451.98	68.61%
L&T Equity Savings Fund	50.15	25.99%
L&T Dynamic Equity Fund	216.75	38.83%

9 The percentage in terms of market value of investments made in foreign securities / American Depository Receipts / Global Depository Receipts as at March 31, 2019 is Nil.

10 During the period October 01, 2018 to March 31, 2019 following investments were made in securities of the Group/Associate Company:

(₹ in Crores)				
Name of Company	Scheme Name	Asset Type	Purchase	Sell
Abbott India Limited	L&T Emerging Businesses Fund	Equity	16.61	-
	L&T Midcap Fund	Equity	15.76	-
	L&T Tax Advantage Fund	Equity	40.17	-
	L&T Arbitrage Opportunities Fund	Equity	2.22	2.12
Larsen & Toubro Limited	L&T Business Cycles Fund	Equity	-	1.19
	L&T Dynamic Equity Fund	Equity	4.46	1.96
	L&T Equity Savings Fund	Equity	0.51	-
	L&T Focused Equity Fund	Equity	24.85	-
	L&T Hybrid Equity Fund	Equity	9.95	-
	L&T Large and MidCap Fund	Equity	3.44	-
	L&T Long Term Advantage Fund I	Equity	-	0.08
L&T Finance Limited	L&T FMP - SeriesXVIII - Plan C	Fixed rates bonds - Corporate	3.02	-
L&T Metro Rail (Hyderabad) Limited	L&T Resurgent India Bond Fund	Fixed rates bonds - Corporate	-	3.74
Kudgi Transmission Limited	L&T Credit Risk Fund	Fixed rates bonds - Corporate	-	15.62
	L&T FMP - SeriesXVIII - Plan C	Fixed rates bonds - Corporate	3.16	-
	L&T FMP -Series XIV- Scheme C	Fixed rates bonds - Corporate	12.46	-
Welspun India Limited	L&T Emerging Businesses Fund	Equity	6.13	-

Note: Derivative Exposure is not considered

11 During the half year ended March 31, 2018 following schemes have matured:

Scheme Plan	Maturity Date
L&T Long Term Advantage Fund - I	26-Mar-19

12 The unaudited half yearly financial results for the period ended March 31, 2019 have been approved by the Board of Directors of AMC and the Trustee.

For L&T Investment Management Limited

Sd/-

(Director)

Place : Mumbai
Date : April 28, 2019

For L&T Mutual Fund Trustee Limited

Sd/-

(Chairman)

Place : Mumbai
Date : April 28, 2019

Mutual Fund investments are subject to market risks, read all scheme related documents carefully.




Annexure I
Disclosure under Regulation 25(11) of the Securities and Exchange Board of India
(Mutual Funds) Regulations, 1996 , as amended.

Investments made by the schemes of L&T Mutual Fund (LTMF) in Companies which hold / have held units in excess of 5% of the net asset value of any scheme of L&T Mutual Fund (LTMF).

Companies holding more than 5% NAV of any scheme	Schemes invested in by the Company	Name of Schemes which has invested in the Company	Nature of Investment	Aggregate investment for the period Under Regulation 25 (11) at cost -scheme wise (₹ in crores)	Market / Fair value of the investment by the scheme in the company as on March 31, 2019 (₹ in crores)		
Ambuja Cements Limited	L&T Cash Fund	L&T Arbitrage Opportunities Fund	Equity Futures	71.81	-		
		L&T Arbitrage Opportunities Fund	Equity Shares	49.46	1.94		
		L&T Dynamic Equity Fund	Equity Futures	8.92	-		
		L&T Dynamic Equity Fund	Equity Shares	4.78	-		
		L&T Equity Fund	Equity Shares	17.51	29.44		
		L&T Equity Savings Fund	Equity Shares	1.07	1.11		
		L&T Focused Equity Fund	Equity Shares	14.38	11.77		
		L&T India Large Cap Fund	Equity Shares	3.27	3.59		
		L&T India Value Fund	Equity Shares	101.80	112.07		
		L&T Infrastructure Fund	Equity Shares	43.58	40.26		
		L&T Tax Advantage Fund	Equity Shares	31.12	38.45		
Asian Paints Limited	L&T FMP Series XVIII - Plan B (1229 Days)	L&T Arbitrage Opportunities Fund	Equity Futures	156.51	-		
		L&T Arbitrage Opportunities Fund	Equity Shares	60.57	22.66		
		L&T Conservative Hybrid Fund (formerly known as L&T Monthly Income Plan)	Equity Shares	-	0.16		
		L&T Dynamic Equity Fund	Equity Shares	5.45	5.70		
		L&T Equity Fund	Equity Shares	38.58	40.90		
		L&T Equity Savings Fund	Equity Futures	6.22	-		
		L&T Equity Savings Fund	Equity Shares	4.24	4.51		
		L&T Focused Equity Fund	Equity Shares	14.59	16.75		
		L&T India Large Cap Fund	Equity Shares	3.10	8.54		
		L&T Tax Advantage Fund	Equity Shares	31.00	40.21		
Bajaj Auto Ltd	L&T FMP Series XVIII - Plan B (1229 Days)	L&T Arbitrage Opportunities Fund	Equity Futures	13.97	-		
		L&T Arbitrage Opportunities Fund	Equity Shares	12.69	-		
		L&T Business Cycles Fund	Equity Shares	4.97	3.17		
		L&T Dynamic Equity Fund	Equity Futures	8.41	-		
		L&T Dynamic Equity Fund	Equity Shares	3.98	-		
		L&T Equity Fund	Equity Shares	39.58	0.67		
		L&T Equity Savings Fund	Equity Futures	2.04	-		
		L&T Equity Savings Fund	Equity Shares	0.97	-		
		L&T Hybrid Equity Fund (formerly known as L&T India Prudence Fund)	Equity Shares	119.49	-		
		L&T Large and MidCap Fund (formerly known as L&T India Special Situations Fund)	Equity Shares	35.04	-		
Graphite India Limited	L&T Cash Fund	L&T Business Cycles Fund	Equity Shares	10.86	6.52		
		L&T Conservative Hybrid Fund (formerly known as L&T Monthly Income Plan)	Equity Shares	0.11	-		
		L&T Dynamic Equity Fund	Equity Shares	4.47	-		
		L&T Emerging Opportunities Fund - Series I	Equity Shares	8.24	4.63		
		L&T Emerging Opportunities Fund - Series II	Equity Shares	6.40	2.90		
		L&T Equity Savings Fund	Equity Shares	55.63	23.82		
		L&T Equity Savings Fund	Equity Shares	0.60	-		
		L&T Hybrid Equity Fund (formerly known as L&T India Prudence Fund)	Equity Shares	193.83	61.17		
		L&T India Large Cap Fund	Equity Shares	4.93	2.66		
		L&T India Value Fund	Equity Shares	34.00	88.49		
Hindako Industries Ltd	L&T Triple Ace Bond Fund	L&T Arbitrage Opportunities Fund	Equity Futures	17.43	-		
		L&T Arbitrage Opportunities Fund	Equity Shares	9.23	-		
		L&T Dynamic Equity Fund	Equity Futures	2.60	-		
		L&T Dynamic Equity Fund	Equity Shares	0.91	-		
		L&T Equity Savings Fund	Equity Futures	1.20	-		
		L&T Equity Savings Fund	Equity Shares	1.14	-		
		L&T Liquid Fund	Commercial Paper	249.91	-		
IIFL Home Finance Limited	L&T Cash Fund	L&T Cash Fund	Non Convertible Debenture	10.01	-		
		L&T Credit Risk Fund (formerly known as L&T Income Opportunities Fund)	Non Convertible Debenture	207.38	47.08		
		L&T FMP Series XIV - Plan A (1233 days)	Zero Coupon bond	-	76.46		
		L&T Liquid Fund	Commercial Paper	1,396.65	148.66		
		L&T Low Duration Fund (formerly known as L&T Short Term Income Fund)	Commercial Paper	49.92	-		
		L&T Low Duration Fund (formerly known as L&T Short Term Income Fund)	Non Convertible Debenture	50.28	-		
		L&T Money Market Fund (formerly known as L&T Floating Rate Fund)	Non Convertible Debenture	25.14	-		
		L&T Resurgent India Bond Fund (formerly known as L&T Resurgent India Corporate Bond Fund)	Non Convertible Debenture	50.57	-		
		L&T Ultra Short Term Fund	Commercial Paper	4.95	-		
India Infoline Finance Limited	L&T Cash Fund	L&T Cash Fund	Commercial Paper	14.96	-		
		L&T Liquid Fund	Commercial Paper	4.97	-		
		L&T Credit Risk Fund (formerly known as L&T Income Opportunities Fund)	Non Convertible Debenture	10.63	-		
		L&T Hybrid Equity Fund (formerly known as L&T India Prudence Fund)	Commercial Paper	74.99	-		

Companies holding more than 5% NAV of any scheme	Schemes invested in by the Company	Name of Schemes which has invested in the Company	Nature of Investment	Aggregate investment for the period Under Regulation 25 (11) at cost -scheme wise (₹ in crores)	Market / Fair value of the investment by the scheme in the company as on March 31, 2019 (₹ in crores)		
		L&T Liquid Fund	Commercial Paper	4,118.30	298.42		
		L&T Liquid Fund	Zero Coupon bond	67.23	-		
		L&T Low Duration Fund (formerly known as L&T Short Term Income Fund)	Non Convertible Debenture	10.39	20.13		
		L&T Money Market Fund (formerly known as L&T Floating Rate Fund)	Commercial Paper	29.92	-		
		L&T Money Market Fund (formerly known as L&T Floating Rate Fund)	Non Convertible Debenture	10.63	-		
		L&T Resurgent India Bond Fund (formerly known as L&T Resurgent India Corporate Bond Fund)	Commercial Paper	74.84	-		
		L&T Resurgent India Bond Fund (formerly known as L&T Resurgent India Corporate Bond Fund)	Non Convertible Debenture	50.00	48.55		
		L&T Ultra Short Term Fund	Commercial Paper	9.91	-		
Indiabulls Housing Finance Ltd	L&T Ultra Short Term Fund	L&T Arbitrage Opportunities Fund	Equity Futures	355.54	-		
		L&T Arbitrage Opportunities Fund	Equity Shares	142.23	4.59		
		L&T Cash Fund	Commercial Paper	29.92	-		
		L&T Credit Risk Fund (formerly known as L&T Income Opportunities Fund)	Non Convertible Debenture	50.03	58.88		
		L&T Dynamic Equity Fund	Equity Futures	9.00	-		
		L&T Dynamic Equity Fund	Equity Shares	4.29	-		
		L&T Equity Savings Fund	Equity Shares	30.81	-		
		L&T Equity Savings Fund	Equity Shares	6.27	-		
		L&T Equity Savings Fund	Non Convertible Debenture	5.05	4.90		
		L&T FMP Series XVII - Plan B (1152 days)	Non Convertible Debenture	22.00	-		
		L&T Hybrid Equity Fund (formerly known as L&T India Prudence Fund)	Commercial Paper	72.79	-		
		L&T Hybrid Equity Fund (formerly known as L&T India Prudence Fund)	Non Convertible Debenture	53.39	-		
		L&T Liquid Fund	Commercial Paper	1,896.79	-		
		L&T Liquid Fund	Non Convertible Debenture	124.92	-		
		L&T Low Duration Fund (formerly known as L&T Short Term Income Fund)	Commercial Paper	29.22	-		
		L&T Money Market Fund (formerly known as L&T Floating Rate Fund)	Commercial Paper	70.30	24.64		
		L&T Resurgent India Bond Fund (formerly known as L&T Resurgent India Corporate Bond Fund)	Non Convertible Debenture	-	19.61		
		L&T Short Term Bond Fund (formerly known as L&T Short Term Opportunities Fund)	Non Convertible Debenture	100.39	-		
		L&T Ultra Short Term Fund	Commercial Paper	54.04	-		
		L&T Ultra Short Term Fund	Non Convertible Debenture	170.00	-		
Interglobe Aviation Limited	L&T Ultra Short Term Fund	L&T Arbitrage Opportunities Fund	Equity Futures	22.43	-		
		L&T Arbitrage Opportunities Fund	Equity Shares	18.71	-		
		L&T Dynamic Equity Fund	Equity Futures	2.33	-		
Jamnagar Utilities And Power Private Limited	L&T Money Market Fund	L&T Hybrid Equity Fund (formerly known as L&T India Prudence Fund)	Non Convertible Debenture	77.03	-		
		L&T Short Term Bond Fund	Non Convertible Debenture	226.02	25.71		
		L&T FMP Series XVII - Plan C (1114 Days)	Non Convertible Debenture	10.00	9.95		
		L&T Ultra Short Term Fund	Non Convertible Debenture	52.18	-		
L&T Finance Limited	L&T Banking and PSU Debt Fund	L&T FMP - SERIES XVII - Plan C 1114 Days	Non Convertible Debenture	9.95	10.05		
		L&T Liquid Fund	Non Convertible Debenture	22.00	22.01		
		L&T FMP Series XVIII - Plan C (1178 days)	Non Convertible Debenture	3.02	3.02		
L&T Housing Finance Limited	L&T Liquid Fund	L&T FMP Series XVII - Plan B (1152 days)	Non Convertible Debenture	22.00	22.12		
Larsen & Toubro Limited	L&T Liquid Fund	L&T Arbitrage Opportunities Fund	Equity Futures	8.48	-		
		L&T Short Term Bond Fund	Equity Shares	8.68	-		
		L&T Ultra Short Term Fund	Equity Shares	-	37.13		
		L&T Conservative Hybrid Fund (formerly known as L&T Monthly Income Plan)	Equity Shares	0.06	0.27		
		L&T Dynamic Equity Fund	Equity Shares	5.69	9.79		
		L&T Equity Savings Fund	Equity Shares	1.22	154.47		
		L&T Equity Savings Fund	Equity Shares	1.54	24.45		
		L&T Focused Equity Fund	Equity Shares	24.85	24.81		
		L&T Hybrid Equity Fund (formerly known as L&T India Prudence Fund)	Equity Futures	222.33	-		
		L&T Hybrid Equity Fund (formerly known as L&T India Prudence Fund)	Equity Shares	390.74	402.53		
		L&T India Large Cap Fund	Equity Shares	0.93	17.75		
		L&T India Value Fund	Equity Shares	171.43	305.35		
		L&T Infrastructure Fund	Equity Shares	100.12	167.44		




Annexure I
Disclosure under Regulation 25(11) of the Securities and Exchange Board of India
(Mutual Funds) Regulations, 1996 , as amended.

Investments made by the schemes of L&T Mutual Fund (LTMF) in Companies which hold / have held units in excess of 5% of the net asset value of any scheme of L&T Mutual Fund (LTMF).

Companies holding more than 5% NAV of any scheme	Schemes invested in by the Company	Name of Schemes which has invested in the Company	Nature of Investment	Aggregate investment for the period Under Regulation 25 (11) at cost -scheme wise (₹ in crores)	Market / Fair value of the investment by the scheme in the company as on March 31, 2019 (₹ in crores)
		L&T Large and MidCap Fund (formerly known as L&T India Special Situations Fund)	Equity Shares	3.44	61.98
		L&T Tax Advantage Fund	Equity Shares	7.79	104.31
Maruti Suzuki India Limited	L&T FMP Series XVIII - Plan B (1229 Days)	L&T Arbitrage Opportunities Fund	Equity Futures	56.52	-
	L&T Liquid Fund	L&T Arbitrage Opportunities Fund	Equity Shares	49.69	0.80
	L&T Short Term Bond Fund	L&T Business Cycles Fund	Equity Shares	16.05	12.88
	L&T FMP Series XVII - Plan C (1114 Days)	L&T Conservative Hybrid Fund (formerly known as L&T Monthly Income Plan)	Equity Shares	0.13	0.11
		L&T Dynamic Equity Fund	Equity Futures	19.62	-
		L&T Dynamic Equity Fund	Equity Shares	13.33	1.35
		L&T Equity Fund	Equity Shares	3.10	-
		L&T Equity Savings Fund	Equity Futures	9.39	-
		L&T Equity Savings Fund	Equity Shares	10.95	0.95
		L&T Hybrid Equity Fund (formerly known as L&T India Prudence Fund)	Equity Futures	88.21	-
		L&T Hybrid Equity Fund (formerly known as L&T India Prudence Fund)	Equity Shares	135.79	-
		L&T India Large Cap Fund	Equity Shares	1.01	8.21
		L&T Tax Advantage Fund	Equity Shares	3.10	-
Mindtree Ltd	L&T Banking and PSU Debt Fund	L&T Arbitrage Opportunities Fund	Equity Futures	37.12	-
		L&T Arbitrage Opportunities Fund	Equity Shares	26.49	-
		L&T Conservative Hybrid Fund (formerly known as L&T Monthly Income Plan)	Equity Shares	0.11	0.12
		L&T Dynamic Equity Fund	Equity Futures	10.47	-
		L&T Equity Savings Fund	Equity Shares	0.58	0.59
		L&T India Value Fund	Equity Shares	104.01	100.02
		L&T Midcap Fund	Equity Shares	74.59	66.97
National Bank for Agriculture and Rural Development	L&T Liquid Fund	L&T Banking and PSU Debt Fund	Certificate of Deposit	18.85	-
		L&T Banking and PSU Debt Fund	Commercial Paper	24.53	-
		L&T Banking and PSU Debt Fund	Non Convertible Debenture	84.97	10.27
		L&T Cash Fund	Certificate of Deposit	34.79	-
		L&T Cash Fund	Commercial Paper	14.91	-
		L&T Credit Risk Fund (formerly known as L&T Income Opportunities Fund)	Commercial Paper	1,094.02	-
		L&T Credit Risk Fund (formerly known as L&T Income Opportunities Fund)	Non Convertible Debenture	176.19	110.14
		L&T Dynamic Equity Fund	Non Convertible Debenture	20.08	10.07
		L&T Flexi Bond Fund	Non Convertible Debenture	18.52	5.06
		L&T FMP - SERIES XVII - Plan C 1114 Days	Non Convertible Debenture	22.26	22.88
		L&T FMP Series XVI - Plan A (1223 days)	Non Convertible Debenture	4.99	4.99
		L&T FMP Series XVII - Plan B (1152 days)	Non Convertible Debenture	15.04	15.36
		L&T FMP Series XVIII - Plan A (1104 days)	Non Convertible Debenture	4.95	5.08
		L&T FMP Series XVIII - Plan B 1229 Days	Non Convertible Debenture	18.11	18.44
		L&T FMP Series XVIII - Plan C (1178 days)	Non Convertible Debenture	3.07	3.07
		L&T FMP Series XVIII - Plan D (1155 days)	Non Convertible Debenture	4.27	4.30
		L&T Hybrid Equity Fund (formerly known as L&T India Prudence Fund)	Commercial Paper	596.13	-
		L&T Hybrid Equity Fund (formerly known as L&T India Prudence Fund)	Non Convertible Debenture	460.90	301.63
		L&T Liquid Fund	Certificate of Deposit	148.09	-
		L&T Liquid Fund	Commercial Paper	13,497.75	504.89
		L&T Liquid Fund	Non Convertible Debenture	270.17	-
		L&T Low Duration Fund (formerly known as L&T Short Term Income Fund)	Commercial Paper	73.71	-
		L&T Low Duration Fund (formerly known as L&T Short Term Income Fund)	Non Convertible Debenture	89.68	55.81
		L&T Money Market Fund (formerly known as L&T Floating Rate Fund)	Certificate of Deposit	23.59	23.81
		L&T Money Market Fund (formerly known as L&T Floating Rate Fund)	Commercial Paper	196.64	-
		L&T Resurgent India Bond Fund (formerly known as L&T Resurgent India Corporate Bond Fund)	Commercial Paper	583.82	-
		L&T Resurgent India Bond Fund (formerly known as L&T Resurgent India Corporate Bond Fund)	Non Convertible Debenture	50.19	50.46
		L&T Short Term Bond Fund (formerly known as L&T Short Term Opportunities Fund)	Certificate of Deposit	142.59	-
		L&T Short Term Bond Fund (formerly known as L&T Short Term Opportunities Fund)	Commercial Paper	98.81	-
		L&T Short Term Bond Fund (formerly known as L&T Short Term Opportunities Fund)	Non Convertible Debenture	1,169.04	248.07
		L&T Triple Ace Bond Fund	Non Convertible Debenture	62.47	63.62
		L&T Ultra Short Term Fund	Certificate of Deposit	403.37	140.39
		L&T Ultra Short Term Fund	Commercial Paper	642.96	-

Companies holding more than 5% NAV of any scheme	Schemes invested in by the Company	Name of Schemes which has invested in the Company	Nature of Investment	Aggregate investment for the period Under Regulation 25 (11) at cost -scheme wise (₹ in crores)	Market / Fair value of the investment by the scheme in the company as on March 31, 2019 (₹ in crores)
		L&T Ultra Short Term Fund	Non Convertible Debenture	627.70	50.05
Nagpur Seoni Express Way Limited	L&T Cash Fund	L&T Credit Risk Fund (formerly known as L&T Income Opportunities Fund)	Non Convertible Debenture	-	7.96
		L&T Resurgent India Bond Fund (formerly known as L&T Resurgent India Corporate Bond Fund)	Non Convertible Debenture	-	34.98
Persistent Systems Ltd	L&T Banking and PSU Debt Fund	L&T Emerging Businesses Fund	Equity Shares	157.69	133.19
		L&T Emerging Opportunities Fund - Series I	Equity Shares	8.43	6.40
		L&T Emerging Opportunities Fund -Series II	Equity Shares	3.30	2.41
		L&T Equity Savings Fund	Equity Shares	0.90	0.69
		L&T India Value Fund	Equity Shares	92.77	70.55
Reliance Industries Ltd	L&T FMP Series XVIII - Plan B (1229 Days)	L&T Arbitrage Opportunities Fund	Equity Futures	286.56	-
	L&T Liquid Fund	L&T Arbitrage Opportunities Fund	Equity Shares	143.62	54.33
		L&T Business Cycles Fund	Equity Shares	26.86	29.31
		L&T Conservative Hybrid Fund (formerly known as L&T Monthly Income Plan)	Equity Shares	0.18	0.55
		L&T Credit Risk Fund (formerly known as L&T Income Opportunities Fund)	Commercial Paper	147.85	-
		L&T Dynamic Equity Fund	Equity Futures	192.91	-
		L&T Dynamic Equity Fund	Equity Shares	69.31	48.12
		L&T Equity Fund	Equity Shares	120.24	113.86
		L&T Equity Savings Fund	Equity Futures	67.22	-
		L&T Equity Savings Fund	Equity Shares	22.59	18.35
		L&T Flexi Bond Fund	Non Convertible Debenture	4.83	-
		L&T FMP Series XVI - "Plan A (1223 days)	Non Convertible Debenture	4.94	4.95
		L&T Focused Equity Fund	Equity Shares	30.12	35.27
		L&T Hybrid Equity Fund (formerly known as L&T India Prudence Fund)	Commercial Paper	197.33	-
		L&T Hybrid Equity Fund (formerly known as L&T India Prudence Fund)	Equity Shares	355.37	367.18
		L&T Hybrid Equity Fund (formerly known as L&T India Prudence Fund)	Non Convertible Debenture	197.21	74.08
		L&T India Large Cap Fund	Equity Shares	7.50	40.94
		L&T India Value Fund	Equity Shares	148.59	556.89
		L&T Infrastructure Fund	Equity Shares	121.33	140.59
		L&T Large and MidCap Fund (formerly known as L&T India Special Situations Fund)	Equity Shares	52.37	56.67
		L&T Liquid Fund	Commercial Paper	6,335.16	835.88
		L&T Low Duration Fund (formerly known as L&T Short Term Income Fund)	Non Convertible Debenture	24.64	24.69
		L&T Money Market Fund (formerly known as L&T Floating Rate Fund)	Commercial Paper	95.61	-
		L&T Resurgent India Bond Fund (formerly known as L&T Resurgent India Corporate Bond Fund)	Non Convertible Debenture	97.52	-
		L&T Short Term Bond Fund (formerly known as L&T Short Term Opportunities Fund)	Commercial Paper	166.33	-
		L&T Short Term Bond Fund (formerly known as L&T Short Term Opportunities Fund)	Non Convertible Debenture	443.39	182.77
		L&T Tax Advantage Fund	Equity Shares	124.74	133.63
		L&T Triple Ace Bond Fund	Non Convertible Debenture	35.14	36.07
		L&T Ultra Short Term Fund	Commercial Paper	623.58	49.52
		L&T Ultra Short Term Fund	Non Convertible Debenture	48.39	-
Savita Oil Technologies Limited	L&T Cash Fund	L&T Emerging Businesses Fund	Equity Shares	19.10	44.02
		L&T Equity Fund	Equity Shares	0.83	0.73
Sikka Ports And Terminals Limited	L&T Ultra Short Term Fund	L&T Banking and PSU Debt Fund	Non Convertible Debenture	35.72	-
		L&T Credit Risk Fund (formerly known as L&T Income Opportunities Fund)	Non Convertible Debenture	50.17	-
		L&T Hybrid Equity Fund (formerly known as L&T India Prudence Fund)	Non Convertible Debenture	35.37	35.60
		L&T Low Duration Fund (formerly known as L&T Short Term Income Fund)	Non Convertible Debenture	38.11	38.19
		L&T Resurgent India Bond Fund (formerly known as L&T Resurgent India Corporate Bond Fund)	Non Convertible Debenture	192.63	123.60
		L&T Short Term Bond Fund (formerly known as L&T Short Term Opportunities Fund)	Non Convertible Debenture	-	87.73
		L&T Ultra Short Term Fund	Non Convertible Debenture	51.41	-
State Bank Of India	L&T Liquid Fund	L&T Arbitrage Opportunities Fund	Equity Futures	111.81	-
	L&T Ultra Short Term Fund	L&T Arbitrage Opportunities Fund	Equity Shares	86.90	-
		L&T Banking and PSU Debt Fund	Non Convertible Debenture	27.50	17.16
		L&T Business Cycles Fund	Equity Shares	31.05	24.48



Annexure I
Disclosure under Regulation 25(11) of the Securities and Exchange Board of India
(Mutual Funds) Regulations, 1996 , as amended.

Investments made by the schemes of L&T Mutual Fund (LTMF) in Companies which hold / have held units in excess of 5% of the net asset value of any scheme of L&T Mutual Fund (LTMF).

Companies holding more than 5% NAV of any scheme	Schemes invested in by the Company	Name of Schemes which has invested in the Company	Nature of Investment	Aggregate investment for the period Under Regulation 25 (11) at cost -scheme wise (₹ in crores)	Market / Fair value of the investment by the scheme in the company as on March 31, 2019 (₹ in crores)
		L&T Conservative Hybrid Fund formerly known as L&T Monthly Income Plan)	Equity Shares	0.23	0.39
		L&T Credit Risk Fund (formerly known as L&T Income Opportunities Fund)	Non Convertible Debenture	50.67	25.95
		L&T Dynamic Equity Fund	Equity Futures	98.69	-
		L&T Dynamic Equity Fund	Equity Shares	53.66	10.47
		L&T Equity Fund	Equity Shares	73.40	77.11
		L&T Equity Savings Fund	Equity Futures	9.15	-
		L&T Equity Savings Fund	Equity Shares	9.05	7.43
		L&T Flexi Bond Fund	Non Convertible Debenture	4.02	4.04
		L&T Focused Equity Fund	Equity Shares	21.41	23.79
		L&T Hybrid Equity Fund (formerly known as L&T India Prudence Fund)	Equity Shares	228.13	191.14
		L&T Hybrid Equity Fund (formerly known as L&T India Prudence Fund)	Non Convertible Debenture	135.33	118.63
		L&T India Large Cap Fund	Equity Shares	21.93	20.66
		L&T India Value Fund	Equity Shares	374.38	335.00
		L&T Large and MidCap Fund (formerly known as L&T India Special Situations Fund)	Equity Shares	55.89	59.31
		L&T Low Duration Fund (formerly known as L&T Short Term Income Fund)	Non Convertible Debenture	61.49	16.16
		L&T Resurgent India Bond Fund (formerly known as L&T Resurgent India Corporate Bond Fund)	Non Convertible Debenture	50.65	51.91
		L&T Short Term Bond Fund (formerly known as L&T Short Term Opportunities Fund)	Non Convertible Debenture	137.41	140.16
		L&T Tax Advantage Fund	Equity Shares	101.24	94.58
Tata Consultancy Services Ltd	L&T Liquid Fund	L&T Arbitrage Opportunities Fund	Equity Futures	125.90	-
		L&T Arbitrage Opportunities Fund	Equity Shares	109.21	9.11
		L&T Conservative Hybrid Fund (formerly known as L&T Monthly Income Plan)	Equity Shares	0.32	0.33
		L&T Dynamic Equity Fund	Equity Futures	11.31	-
		L&T Dynamic Equity Fund	Equity Shares	31.77	19.00
		L&T Equity Fund	Equity Shares	75.51	112.41
		L&T Equity Savings Fund	Equity Futures	6.17	-
		L&T Equity Savings Fund	Equity Shares	6.39	1.28
		L&T Focused Equity Fund	Equity Shares	36.06	27.52
		L&T Hybrid Equity Fund (formerly known as L&T India Prudence Fund)	Equity Futures	431.79	-
		L&T Hybrid Equity Fund (formerly known as L&T India Prudence Fund)	Equity Shares	858.43	380.47
		L&T India Large Cap Fund	Equity Shares	12.93	17.81
		L&T Large and MidCap Fund (formerly known as L&T India Special Situations Fund)	Equity Shares	40.36	56.91
		L&T Tax Advantage Fund	Equity Shares	86.01	123.20
Tata Steel Limited	L&T Liquid Fund	L&T Arbitrage Opportunities Fund	Equity Futures	112.34	-
		L&T Arbitrage Opportunities Fund	Equity Shares	65.48	-
		L&T Business Cycles Fund	Equity Shares	5.20	4.54
		L&T Conservative Hybrid Fund (formerly known as L&T Monthly Income Plan)	Equity Shares	0.01	0.00
		L&T Dynamic Equity Fund	Equity Futures	29.53	-
		L&T Dynamic Equity Fund	Equity Shares	14.50	-
		L&T Equity Fund	Equity Shares	36.96	0.10
		L&T Equity Savings Fund	Equity Futures	1.22	-
		L&T Equity Savings Fund	Equity Shares	2.28	1.60
		L&T Equity Savings Fund	Non Convertible Debenture	4.33	4.28
		L&T FMP Series XVIII - Plan C (1178 days)	Non Convertible Debenture	3.13	3.10
		L&T Focused Equity Fund	Equity Shares	23.82	5.42
		L&T Hybrid Equity Fund (formerly known as L&T India Prudence Fund)	Equity Futures	101.28	-
		L&T Hybrid Equity Fund (formerly known as L&T India Prudence Fund)	Equity Shares	195.13	-
		L&T India Large Cap Fund	Equity Shares	2.43	2.91
		L&T India Value Fund	Equity Shares	51.92	0.92
		L&T Infrastructure Fund	Equity Shares	82.14	-
		L&T Large and MidCap Fund (formerly known as L&T India Special Situations Fund)	Equity Shares	15.71	-
		L&T Liquid Fund	Commercial Paper	2,117.75	742.16
		L&T Tax Advantage Fund	Equity Shares	34.25	-
		L&T Ultra Short Term Fund	Commercial Paper	4.96	-
Ultratech Cement Ltd	L&T Cash Fund	L&T Arbitrage Opportunities Fund	Equity Futures	4.29	-
		L&T Arbitrage Opportunities Fund	Equity Shares	4.26	-
		L&T Business Cycles Fund	Equity Shares	4.79	19.99
		L&T Conservative Hybrid Fund (formerly known as L&T Monthly Income Plan)	Equity Shares	-	0.18
		L&T FMP - SERIES XVII - Plan C 1114 Days	Non Convertible Debenture	19.42	20.00
		L&T FMP Series XVIII - Plan A (1104 days)	Non Convertible Debenture	4.85	5.00
		L&T India Large Cap Fund	Equity Shares	-	5.52
		L&T Liquid Fund	Commercial Paper	2,746.42	298.55
		L&T Low Duration Fund (formerly known as L&T Short Term Income Fund)	Non Convertible Debenture	15.02	-

Companies holding more than 5% NAV of any scheme	Schemes invested in by the Company	Name of Schemes which has invested in the Company	Nature of Investment	Aggregate investment for the period Under Regulation 25 (11) at cost -scheme wise (₹ in crores)	Market / Fair value of the investment by the scheme in the company as on March 31, 2019 (₹ in crores)
		L&T Short Term Bond Fund (formerly known as L&T Short Term Opportunities Fund)	Non Convertible Debenture	15.51	-
		L&T Tax Advantage Fund	Equity Shares	4.59	-
Wipro Ltd	L&T Cash Fund	L&T Arbitrage Opportunities Fund	Equity Futures	73.96	-
		L&T Arbitrage Opportunities Fund	Equity Shares	28.72	0.65
		L&T Dynamic Equity Fund	Equity Shares	3.35	-
		L&T Dynamic Equity Fund	Equity Shares	3.30	-
		L&T Equity Savings Fund	Equity Futures	0.33	-
		L&T Equity Savings Fund	Equity Shares	0.31	-
ACC Limited (Subsidiary of Ambuja Cement limited)		L&T Arbitrage Opportunities Fund	Equity Futures	9.20	-
		L&T Arbitrage Opportunities Fund	Equity Shares	7.42	-
		L&T Dynamic Equity Fund	Equity Shares	2.40	6.80
		L&T Infrastructure Fund	Equity Shares	23.78	41.89
		L&T Large and MidCap Fund (formerly known as L&T India Special Situations Fund)	Equity Shares	12.72	34.56
		L&T Midcap Fund	Equity Shares	69.42	83.15
		L&T Tax Advantage Fund	Equity Shares	16.70	50.44
Bajaj Finance Limited (Subsidiary of Bajaj Auto Limited)		L&T Arbitrage Opportunities Fund	Equity Futures	146.23	-
		L&T Arbitrage Opportunities Fund	Equity Shares	83.23	-
		L&T Cash Fund	Commercial Paper	9.90	-
		L&T Conservative Hybrid Fund (formerly known as L&T Monthly Income Plan)	Equity Shares	0.18	0.20
		L&T Credit Risk Fund (formerly known as L&T Income Opportunities Fund)	Commercial Paper	99.77	-
		L&T Dynamic Equity Fund	Equity Futures	70.81	-
		L&T Dynamic Equity Fund	Equity Shares	24.21	-
		L&T Equity Savings Fund	Equity Futures	11.20	-
		L&T Equity Savings Fund	Equity Shares	6.51	1.24
		L&T Flexi Bond Fund	Non Convertible Debenture	4.03	3.99
		L&T FMP Series XVIII - Plan B 1229 Days	Zero Coupon bond	19.02	19.94
		L&T FMP Series XVIII - Plan D (1155 days)	Zero Coupon bond	1.76	1.78
		L&T Hybrid Equity Fund (formerly known as L&T India Prudence Fund)	Equity Shares	31.24	-
		L&T India Large Cap Fund	Equity Shares	5.29	6.17
		L&T Large and MidCap Fund (formerly known as L&T India Special Situations Fund)	Equity Shares	10.53	-
		L&T Liquid Fund	Commercial Paper	1,905.70	4.98
		L&T Low Duration Fund (formerly known as L&T Short Term Income Fund)	Commercial Paper	49.89	-
		L&T Money Market Fund (formerly known as L&T Floating Rate Fund)	Commercial Paper	49.89	-
		L&T Resurgent India Bond Fund (formerly known as L&T Resurgent India Corporate Bond Fund)	Non Convertible Debenture	25.16	-
		L&T Short Term Bond Fund (formerly known as L&T Short Term Opportunities Fund)	Commercial Paper	99.85	-
		L&T Short Term Bond Fund (formerly known as L&T Short Term Opportunities Fund)	Non Convertible Debenture	244.19	90.73
		L&T Short Term Bond Fund (formerly known as L&T Short Term Opportunities Fund)	Zero Coupon bond	7.87	1.89
		L&T Ultra Short Term Fund	Commercial Paper	98.14	-
		L&T Ultra Short Term Fund	Non Convertible Debenture	100.72	-
Bajaj Finserv Limited (Subsidiary of Bajaj Auto Limited)		L&T Arbitrage Opportunities Fund	Equity Futures	2.08	-
		L&T Arbitrage Opportunities Fund	Equity Shares	1.89	-
		L&T Business Cycles Fund	Equity Shares	12.64	19.63
		L&T Conservative Hybrid Fund (formerly known as L&T Monthly Income Plan)	Equity Shares	0.06	0.14
		L&T Dynamic Equity Fund	Equity Futures	1.60	-
		L&T Dynamic Equity Fund	Equity Shares	1.35	-
		L&T Equity Savings Fund	Equity Shares	0.91	0.73
		L&T India Large Cap Fund	Equity Shares	-	9.43
		L&T India Value Fund	Equity Shares	70.31	144.47
Bajaj Housing Finance Limited (Subsidiary of Bajaj Auto Limited)		L&T FMP - SERIES XVII - Plan C 1114 Days	Non Convertible Debenture	10.00	10.14
		L&T FMP Series XVII - Plan B (1152 days)	Zero Coupon bond	23.00	24.26
		L&T FMP Series XVIII - Plan A (1104 days)	Non Convertible Debenture	5.00	5.07
		L&T FMP Series XVIII - Plan C (1178 days)	Zero Coupon bond	3.17	3.20
		L&T FMP Series XVIII - Plan D (1155 days)	Zero Coupon bond	4.21	4.27
		L&T Liquid Fund	Commercial Paper	319.69	219.26
		L&T Short Term Bond Fund (formerly known as L&T Short Term Opportunities Fund)	Zero Coupon bond	0.84	0.85



Annexure I
Disclosure under Regulation 25(11) of the Securities and Exchange Board of India
(Mutual Funds) Regulations, 1996 , as amended.

Investments made by the schemes of L&T Mutual Fund (LTMF) in Companies which hold / have held units in excess of 5% of the net asset value of any scheme of L&T Mutual Fund (LTMF).

Companies holding more than 5% NAV of any scheme	Schemes invested in by the Company	Name of Schemes which has invested in the Company	Nature of Investment	Aggregate investment for the period Under Regulation 25 (11) at cost -scheme wise (₹ in crores)	Market / Fair value of the investment by the scheme in the company as on March 31, 2019 (₹ in crores)
L&T Finance Holdings Limited (Subsidiary of Larsen & Toubro Limited)		L&T Arbitrage Opportunities Fund	Equity Futures	4.89	-
		L&T Arbitrage Opportunities Fund	Equity Shares	4.32	-
		L&T Dynamic Equity Fund	Equity Futures	11.07	-
		L&T Dynamic Equity Fund	Equity Shares	10.87	-
		L&T Equity Savings Fund	Equity Futures	1.73	-
		L&T Equity Savings Fund	Equity Shares	1.72	-
Reliance Jio Infocomm Limited (Subsidiary of Reliance Industries Limited)		L&T FMP Series XVIII - Plan A (1104 days)	Non Convertible Debenture	-	5.03
		L&T Hybrid Equity Fund (formerly known as L&T India Prudence Fund)	Non Convertible Debenture	-	159.89
		L&T Liquid Fund	Commercial Paper	248.05	492.22
		L&T Liquid Fund	Non Convertible Debenture	-	5.00
		L&T Short Term Bond Fund (formerly known as L&T Short Term Opportunities Fund)	Non Convertible Debenture	-	85.45
Reliance Retail Limited (Subsidiary of Reliance Industries Limited)		L&T Liquid Fund	Commercial Paper	3,921.02	444.91
		L&T Low Duration Fund (formerly known as L&T Short Term Income Fund)	Commercial Paper	118.09	-
		L&T Money Market Fund (formerly known as L&T Floating Rate Fund)	Commercial Paper	78.49	-
		L&T Ultra Short Term Fund	Commercial Paper	261.63	99.02

Companies holding more than 5% NAV of any scheme	Schemes invested in by the Company	Name of Schemes which has invested in the Company	Nature of Investment	Aggregate investment for the period Under Regulation 25 (11) at cost -scheme wise (₹ in crores)	Market / Fair value of the investment by the scheme in the company as on March 31, 2019 (₹ in crores)
Samasta Microfinance Limited (Subsidiary of India Infoline Finance Limited)		L&T Credit Risk Fund (formerly known as L&T Income Opportunities Fund)	Commercial Paper	148.85	-
		L&T Credit Risk Fund (formerly known as L&T Income Opportunities Fund)	Non Convertible Debenture	175.00	175.40
		L&T Money Market Fund (formerly known as L&T Floating Rate Fund)	Commercial Paper	131.63	24.94
SBI Cards & Payment Services Private Limited (Subsidiary of State Bank of India)		L&T Cash Fund	Commercial Paper	29.70	-
		L&T FMP Series XVIII - Plan C (1178 days)	Non Convertible Debenture	2.98	3.01
		L&T Hybrid Equity Fund (formerly known as L&T India Prudence Fund)	Commercial Paper	147.17	-
		L&T Liquid Fund	Commercial Paper	2,507.47	246.20
		L&T Resurgent India Bond Fund (formerly known as L&T Resurgent India Corporate Bond Fund)	Non Convertible Debenture	49.34	69.97
		L&T Ultra Short Term Fund	Commercial Paper	59.33	-
SBI Life Insurance Limited (Subsidiary of State Bank of India)		L&T Equity Fund	Equity Shares	16.00	-
		L&T Focused Equity Fund	Equity Shares	16.73	17.50

The aforesaid investments are made by the Schemes based on the strong fundamentals of the companies.